


STATE OF NEW YORK  
DEPARTMENT OF CORRECTIONAL  
SERVICES

# INMATE GRIEVANCE PROGRAM



## ANNUAL REPORT

2003

GEORGE E. PATAKI  
GOVERNOR

GLENN S. GOORD  
COMMISSIONER

**INMATE GRIEVANCE PROGRAM**

**ANNUAL REPORT - 2003**

# **INMATE GRIEVANCE PROGRAM**

## **ANNUAL REPORT**

### **2003**

## **I. INTRODUCTION**

The Inmate Grievance Program (IGP) functions under Departmental Directive #4040 entitled "Inmate Grievance Program" and Departmental Directive #4041 entitled "Inmate Grievance Program Modification Plan" and is established by the statutory mandates of Section 139 NYS Correction Law and N.Y.C.R.R., Title 7, Part 701.

The Inmate Grievance Program provides each inmate an orderly, fair, simple and expeditious method of resolving grievances pursuant to Section 139, NYS Correction Law. This grievance program includes procedures for inmates to resolve allegations of discriminatory treatment in accordance with the State Commission of Correction regulation 9 NYCRR Part 7695. Grievances filed prior to July 7, 1990 were reviewed by the NYS Commission of Correction and responded to by the Commissioner. Correction Law 139 was amended by Chapter 373 of the Laws of 1990 deleting the requirement that the Commission of Correction review individual grievances, yet required the Commission of Correction to review and assess the grievance process on an annual basis. The elimination of the advisory step ensures that the grievance process is more expeditious while at the same time allows the Commission of Correction to provide oversight.

On September 28, 1992, the U. S. Department of Justice, Office of the Associate Attorney General, pursuant to the authority conferred by Title 42, United States Code, Section 1997e and Part 40 of Title 28, Code of Federal Regulations granted full certification that the NYS Department of Correctional Services, Inmate Grievance Program is in substantial compliance with the standards set forth in Part 40 of Title 28, Code of Federal Regulations. Based on this certification, the court may order that prior to litigating claims under 42 U.S.C. Section 1983, New York State inmates shall exhaust any remedies they have with respect to the claim through the Inmate Grievance Program. For the purpose of this order, the disposition of the Central Office Review Committee (CORC) constitutes sufficient proof of exhaustion. In 1996, the federal government passed the Prisoner's Litigation Reform Act (PLRA) which enacted the same requirement for all inmates.

On May 29, 2001, the United States Supreme Court decision in Booth v. Churner required that prisoners exhaust their administrative remedies before bringing damage lawsuits in federal court even if the administrative remedy does not provide damages. Subsequently, on February 26, 2002, the United States Supreme Court decision in Porter v. Nussle held that the exhaustion requirement applies to all inmate suits about prison life, whether they involve general circumstances or particular episodes and whether they allege excessive force or some other wrong. These decisions, along with the PLRA have had an impact on the number of grievances being appealed to CORC. The impact is addressed in Part IV of this report.

## **II. STATISTICAL ANALYSIS OF IGP WORKLOAD**

The number of grievances filed in 2003 was 45,226, an increase from the 44,405 filed in 2002. This is an increase of 821 grievances as compared to the decrease of 1,219 grievances realized last year. However, the trend in the last four years is one of fluctuating from an increase

to a decrease each year and vice-versa with a high in 1999 of 45,797 grievances and a low of 41,281 in 2000. The non-calendared inmate contacts continued the decreasing trend with 37,999 in 1999, 36,154 in 2000, 33,833 in 2001, 33,373 in 2002 and 29,130 in 2003. There is a trend by inmates to file a grievance so that the administrative remedies can be exhausted. Thus, the inmates who do file grievances are tending to exhaust the administrative remedy with an appeal to CORC.

This 2003 total of 45,226 represents an increase of 1.85%, while the inmate population decreased by 1.58% from the 67,117 average in 2002 to an average of 66,056 in 2003 (refer to graphs #1 and #2). In 2003, there were 684.66 grievance submissions per one thousand inmates, which is 3.50% more than the 661.52 grievance submissions per one thousand inmates in 2002.

During 2003, IGP field staff recorded approximately 29,130 non-calendared contacts with inmates which clarified issues and/or enabled inmates to resolve problems without the submission of calendared grievances. Non-calendared contacts in 2003 reflect a decrease of 4,243 from the 33,373 non-calendared contacts logged in 2002.

In 2003, there were 5,145 grievances (11.38% of the total filed) informally resolved by the Inmate Grievance Resolution Committee (IGRC). The number of informal resolutions realized by the IGRC in 2003 is less than the 5,271 grievances (11.87% of the total filed) in 2002. This is a decrease of 126 informal resolutions, or a 2.39% decrease (refer to graphs #3 and #4).

There were 31,070 Inmate Grievance Resolution Committee (IGRC) hearings (68.70% of total filed) held statewide in 2003, an increase from the 30,122 hearings (67.83% of total filed) in 2002. This reflects an increase of 948 IGRC hearings. This increase is consistent with the increase in total grievances filed statewide (refer to graphs #5 and #6).

In 2003, there were 2,913 grievances closed and dismissed by the IGRC in accordance with Directive #4040, Section V. A. 5. This represents 6.4% of all grievances filed. For comparison, in 2002 a total of 2,345 grievances, or 5.3% of all grievances filed, were closed and dismissed by the IGRC.

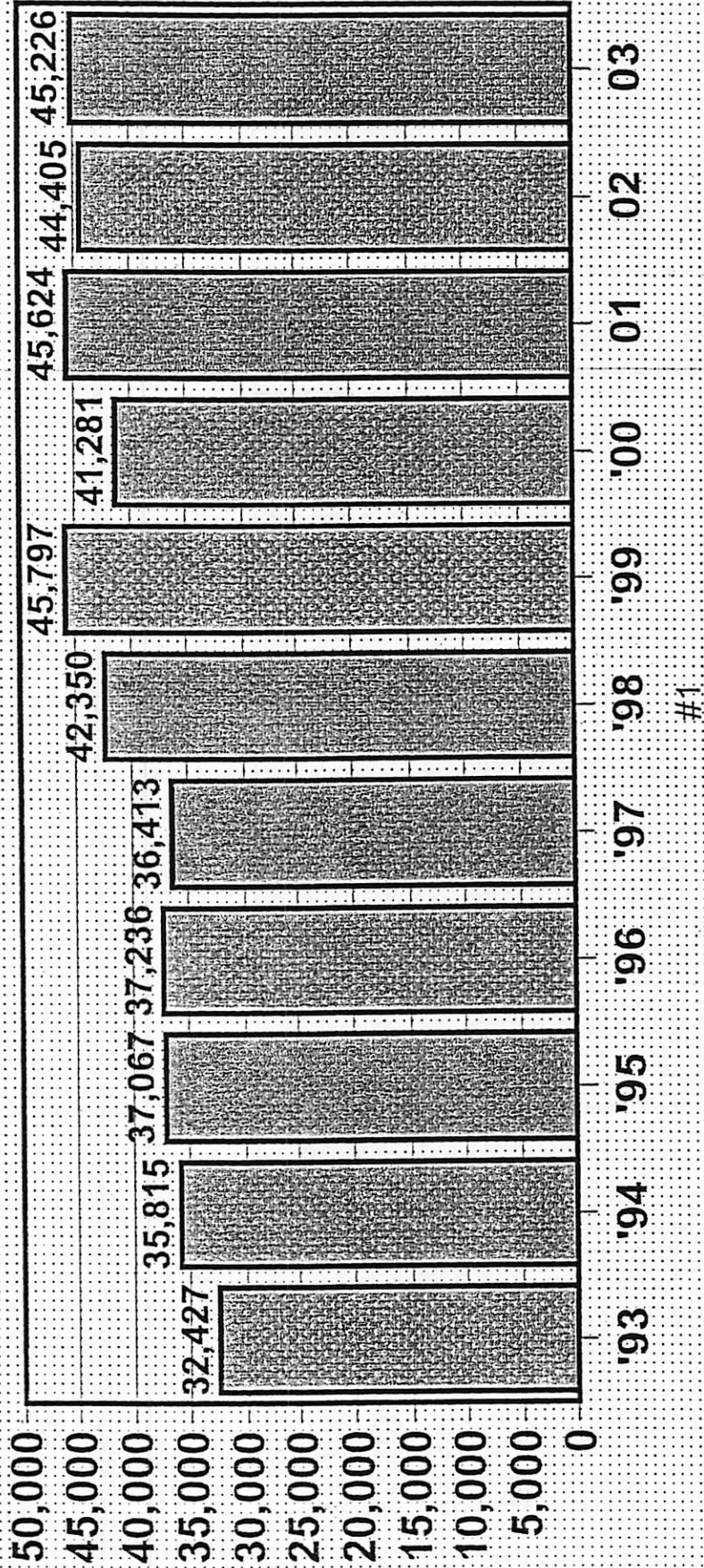
A total of 26,059 grievances were processed at the Superintendent's level in 2003. This reflects a decrease of 42 grievances, or a 0.16% decrease, from the 26,101 grievances addressed by the Superintendent in 2002. The 2003 figures indicate 57.62% of all grievances filed were processed at the Superintendent's level (refer to graphs #7 and #8).

The total number of grievances resolved/closed at the facility level was 30,794 or 68.08% of all grievances filed. This reflects a decrease of 1,258 grievances from the 32,010 grievances closed at the facility level in 2002. For clarification, the number of grievances closed at the facility level has been computed by subtracting the number of grievances heard at CORC from the total number of grievances filed (refer to graphs #9 and #10).


As of February 1, 1994, any grievances related to allegations of Directive #4910 violations during a strip search/strip frisk were reported on the Classification Sheet in Codes 25.1 for Strip Search and 25.2 for Strip Frisk. The strip search and strip frisk grievances were carried



# Total Grievances Filed 1993-2003

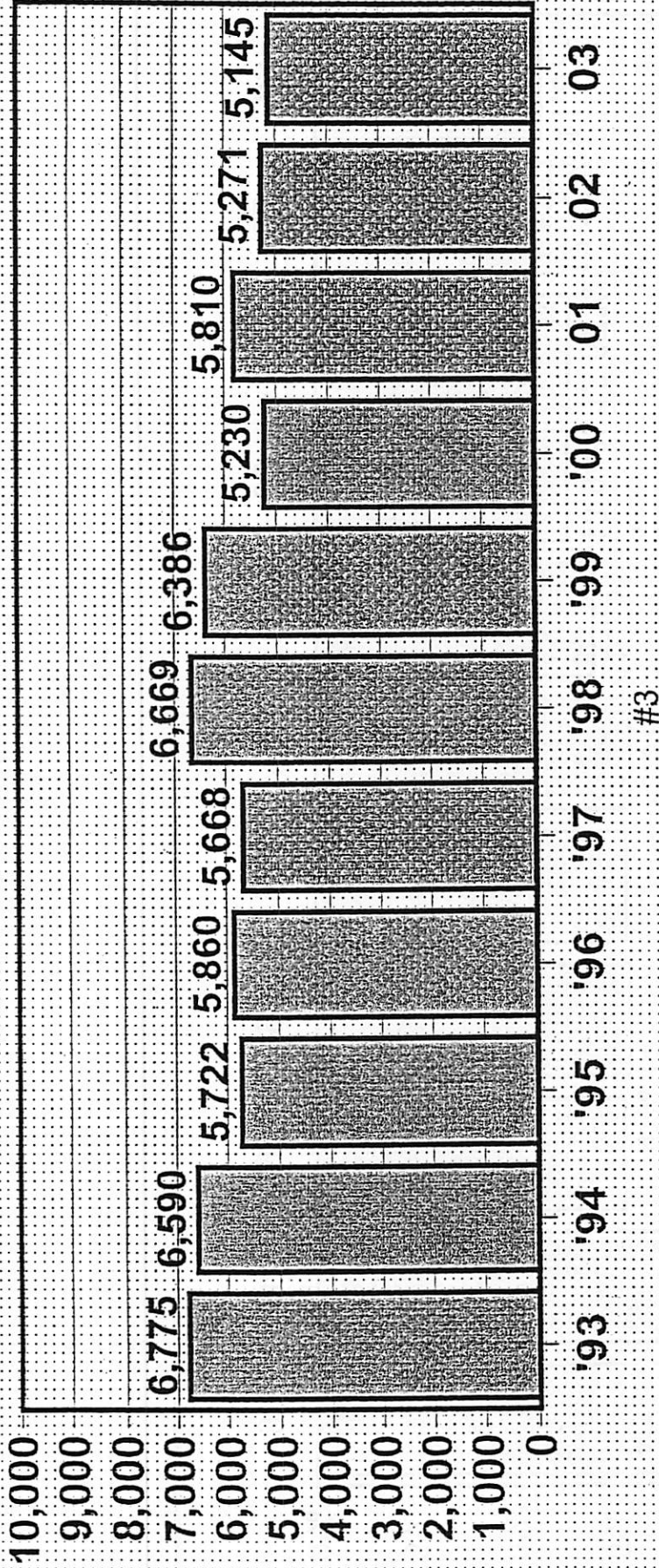


# Population Growth 1993-2003

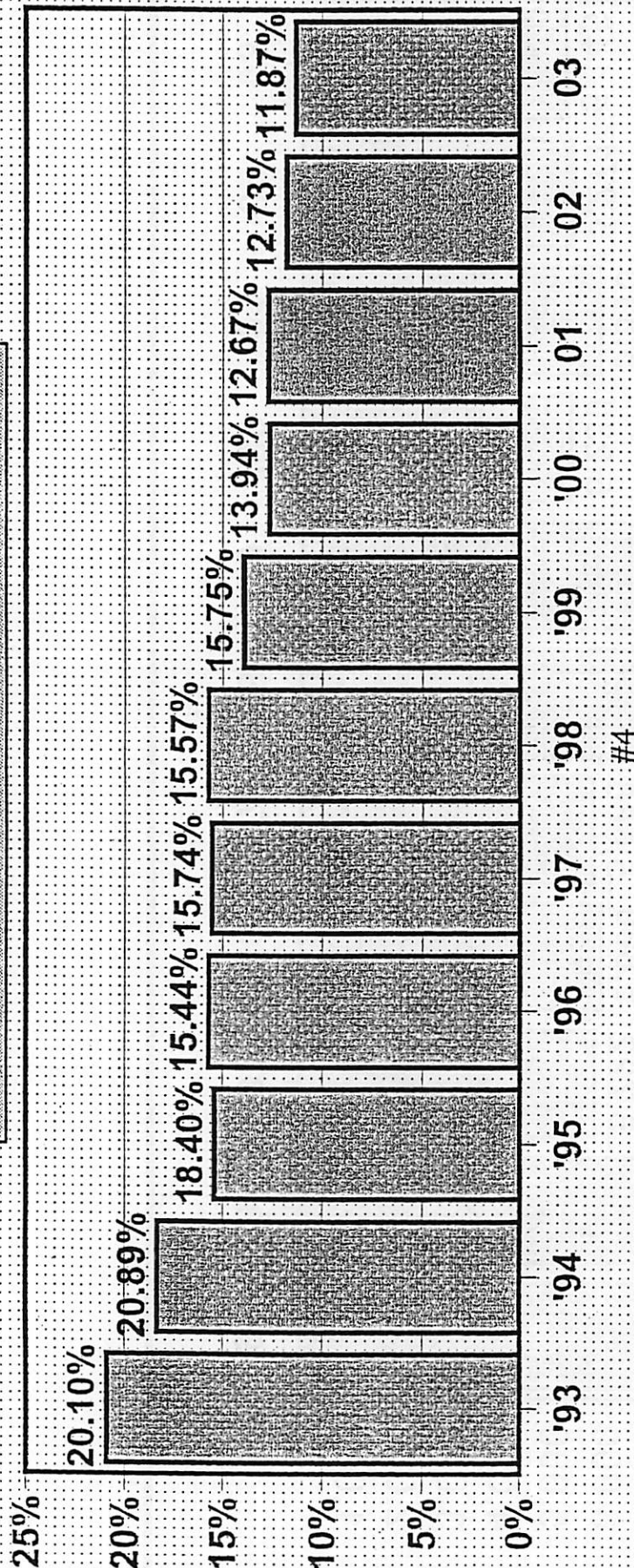




# Informal Resolutions 1993-2003

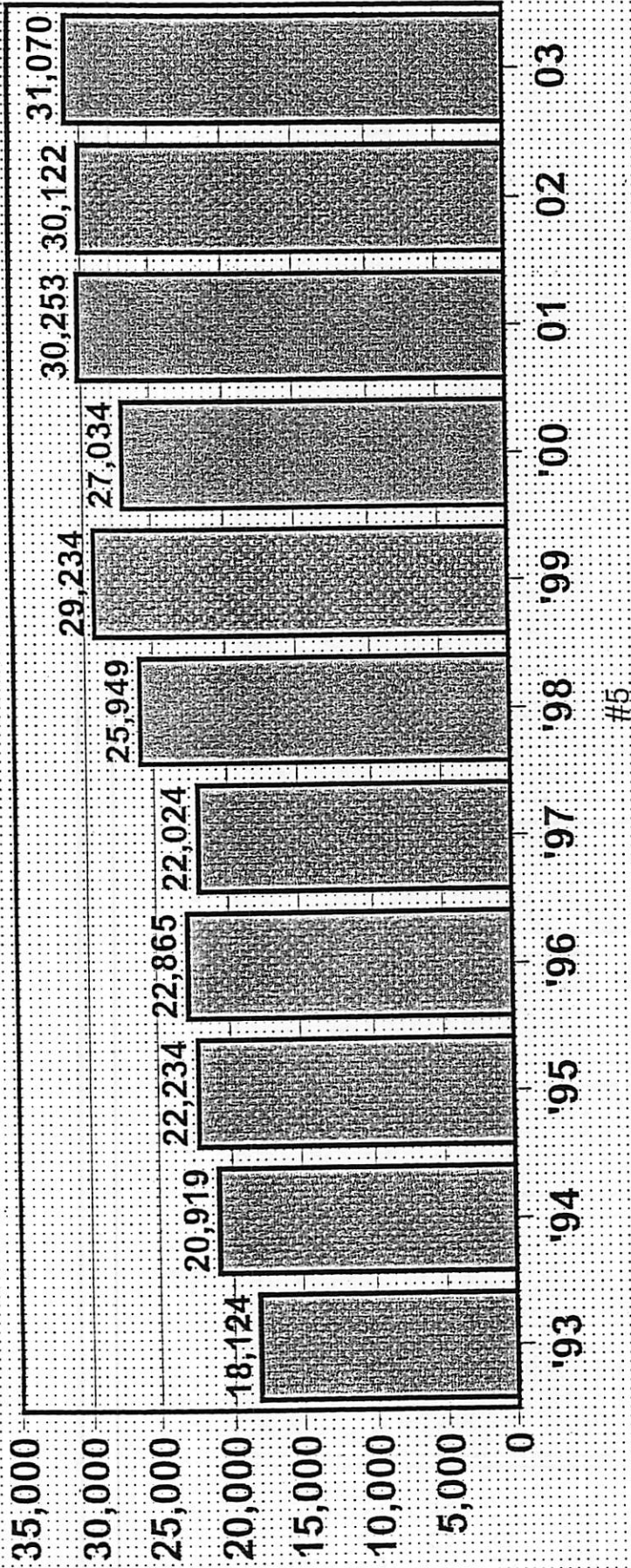


**Informal Resolutions  
Percent of Total Filed Grievances  
1993-2003**






# IGRC HEARINGS 1993-2003




**IGRC Hearings  
Percent of Total Grievances Filed  
1993-2003**






# Superintendent Responses To Grievances 1993-2003

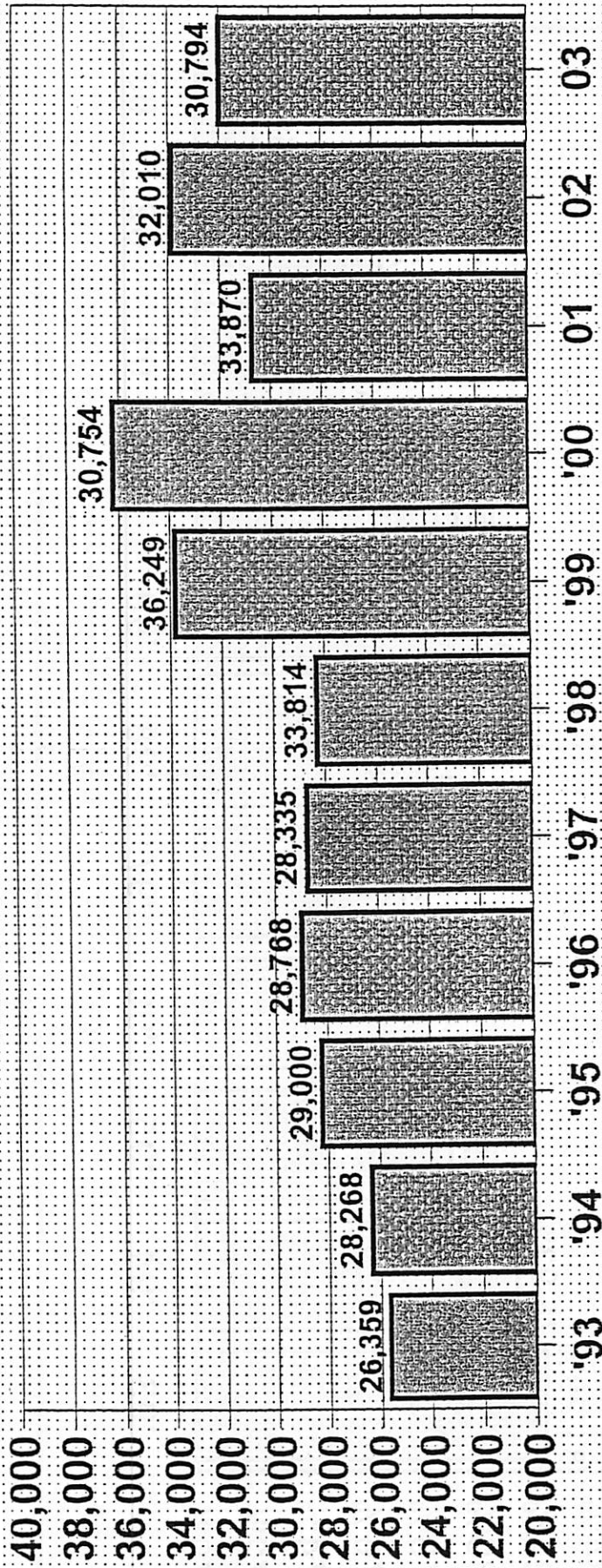


# Superintendent Responses Percent of Total Grievances Filed 1993-2003

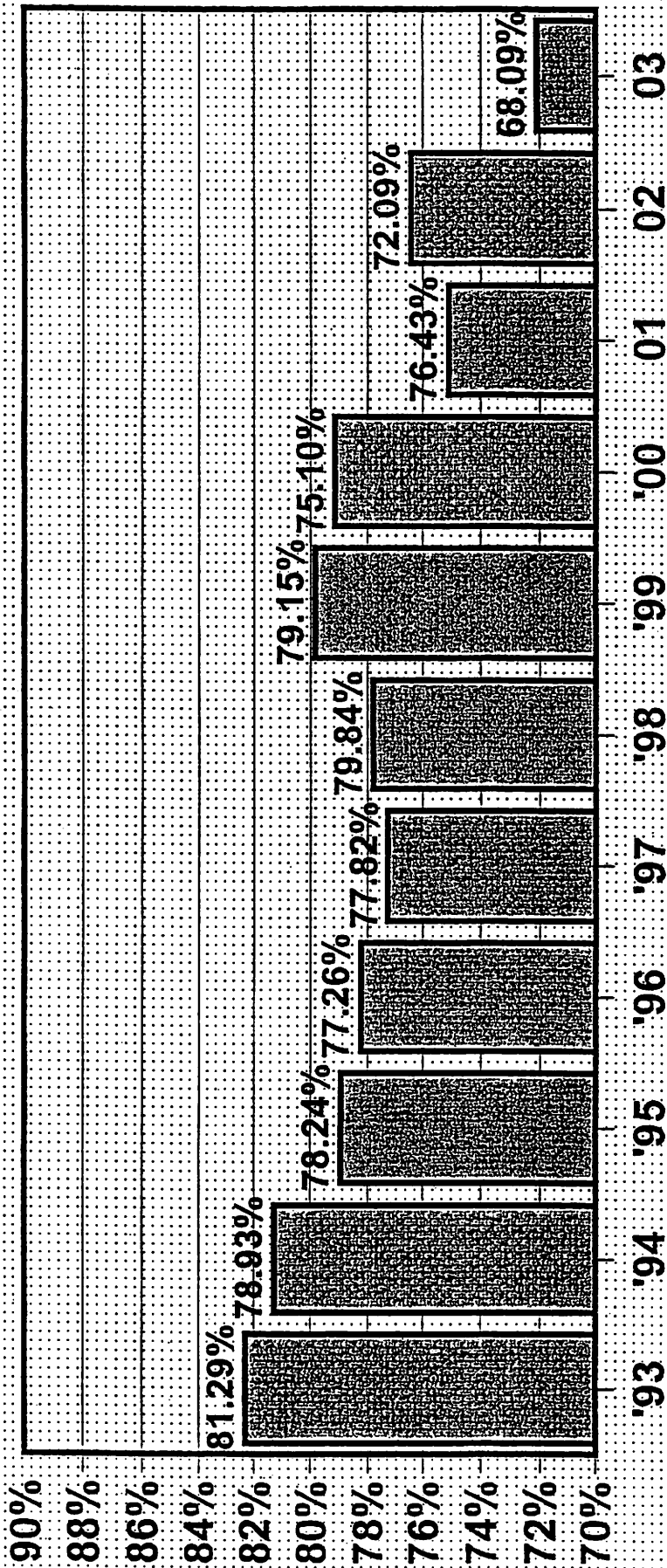




Total Grievances  
Closed/Resolved At Facility  
1993-2003



**Percent of Grievances  
Closed/Resolved at Facility Level  
1993-2003**



on the clerk's log and supplemental sheets in the same manner as all other grievances. In 2003, the number of grievances under Code 25.1 (18-Strip Search) and 25.2 (31-Strip Frisk) totaled 49. This compares to 65 in 2002, 82 in 2001, 72 in 2000, 74 in 1999, 74 in 1998, 78 in 1997, 82 in 1996, 86 in 1995 and 113 in 1994.

Beginning in September 1999, grievances related to Native Americans were to be monitored for two years. These grievances have "Native American" in the title and are reported monthly. Through 2000, there were 54 grievances in reference to Native Americans reported. In 2001, there were 50 grievances in this category. Through July 2002, an additional 21 Native American grievances were reported. Although, still tracked in the same manner with the use of the title, subsequent reports have not been requested since July 2002.

Effective July 2000, any grievances related to allegations of pat frisks of female inmates were reported on the Code Classification Sheet under Code 25.3, Pat Frisk (Female Inmates). In the last six months of 2000, there were 3 grievances filed in this category. This total increased to 7 in 2001, and only 5 in 2002. In 2003, there were 11 grievances reported.

### **III. IGP STAFF**

Central Office staff made approximately 56 facility visits during 2003. Inmate Grievance Central Office staff conducted orientation/training sessions for 257 Training Academy Correctional Officer recruits, and 97 Sergeants in the Training Academy Sergeant's School. In addition to regularly scheduled weekly CORC meetings, IGP Central Office staff attended 45 meetings, conferences, ceremonies, Crisis Intervention Unit (CIU) training/meetings and various events.

During 2003, 10 facility staff transitions occurred due to reassignment, retirement, promotion and resignations. There were 6 Central Office staff transitions due to lateral transfer or promotion. All Inmate Grievance Programs that had staff transitions during 2003 received assistance from the regional program coordinators or other facility staff in order to help maintain the programs until replacement of staff was accomplished.

In 2003, staff transitions occurred at the following facilities:

Altona C.F. - The IGP Supervisor took a promotion with the Division of Parole in September and the position was filled when the IGP Supervisor took a lateral transfer from Bare Hill C.F. in October.

Bare Hill C.F. - The IGP Supervisor took a lateral transfer to Altona C.F. in October and the position was filled when the IGP Supervisor from Upstate C.F. took a lateral transfer in November.

Cavuga C.F. - The IGP Supervisor took a lateral transfer to Mohawk C.F. in October 2002 and the item was filed in April 2003 through the Civil Service list.

Clinton C.F. - The IGP Supervisor retreated to his hold item and the item was filled when the IGP Supervisor took a lateral transfer from Upstate C.F.

Great Meadow C.F. - The IGP Supervisor took a lateral transfer to Mt. McGregor in December 2003 and the item was vacant at the end of the year.

Mt. McGregor C.F. - The IGP Supervisor retired from state service and the Great Meadow IGP Supervisor took a lateral transfer in December 2003.

Sing Sing C.F. - The IGP Supervisor took a lateral transfer and the former IGP Supervisor returned to his hold item as the IGP Supervisor at Sing Sing C.F.

Southport C.F. - The IGP Supervisor died in December 2002 and the item was filled in May 2003. The person then retreated to her hold item and the item was filled in June 2003 through the Civil Service list.

Upstate C.F. - The two IGP Supervisors took lateral transfers during the year, one to Clinton C.F. in April and the other to Bare Hill C.F. in November. Both items were filled through the Civil Service list in September and December respectively.

Wallkill C.F. - The IGP Supervisor resigned from state service and the Sing Sing C.F. IGP Supervisor took a lateral transfer in October 2003.

During 2002, the IGP Supervisor was out of the facility on extended leave at Cape Vincent and remained on leave in 2003. In January 2003, the Director was on extended sick leave and returned to duty in February 2003. The IGP Supervisor from Shawangunk C. F. was on Administrative Leave in September 2003 and remained on leave at the end of the year. The IGP Supervisor at Wende C.F. was activated for military duty in February 2003 and remained activated through the end of the year.

In 2003, the staff transitions occurred in Central Office as follows:

January - A Keyboard Specialist I (KBS I) was hired from the Civil Service list and another KBS I took a lateral transfer to a facility.

June - The new IGP Supervisor item was filled through the Civil Service list.

July - A KBS I took a leave of absence from the department to move with her husband out of state.

October - Two KBS I were hired from the Civil Service list.

The Civil Service examination for IGP Supervisor Trainee was given on September 7, 2002 and the list was active as of November 18, 2002. It is expected to expire in 2006.

During 2003, Central Office staff responded to 3,422 letters from inmates, as well as correspondence from inmates' family and friends, compared to 2,726 in 2002. Central Office staff researched and copied grievance case materials for 49 Freedom of Information Law (FOIL) requests from various persons and agencies, up from the 31 in 2002. Relevant to inmate



litigation, Central Office staff researched and gathered grievance documents for 429 inquiries from the Attorney General's staff, down from the 501 in 2002.

#### **IV. Central Office Review Committee (CORC)**

The CORC is the final appellate level of the Inmate Grievance Program. The CORC consists of the Deputy Commissioner and Counsel, Deputy Commissioner for Correctional Facilities, Deputy Commissioner for Program Services, Deputy Commissioner for Administrative Services, and the Deputy Commissioner and Chief Medical Officer, or their designees expressly authorized to act for them. The CORC functions on behalf of the Commissioner and under his authority. The CORC decisions have the effect of directives.

The PLRA of 1995, amended 42 U.S.C. Section 1997e(a), requires that inmates must exhaust available administrative remedies before suing over prison conditions. This has been a major factor in the increase in grievance appeals. In addition, there have been two United States Supreme Court decisions that have been a catalyst in this increase. On May 29, 2001, the court decided in Booth v. Churner that even if the administrative remedy does not provide monetary damages, it is still an available remedy. Subsequently, on February 26, 2002, the court, in Porter v. Nussle decided that exhaustion is required in every situation, regardless of the nature of the inmate's underlying claim.

Grievance appeals to CORC increased from the 12,395 in 2002 to 14,432 in 2003. This reflects an increase of 2,037 grievance appeals. The CORC addressed 9,548 grievance appeals in 1999, 10,527 in 2000 and 11,754 in 2001. Since 1999, the CORC has realized an increase of 4,884 grievance appeals, a 51.2% increase.

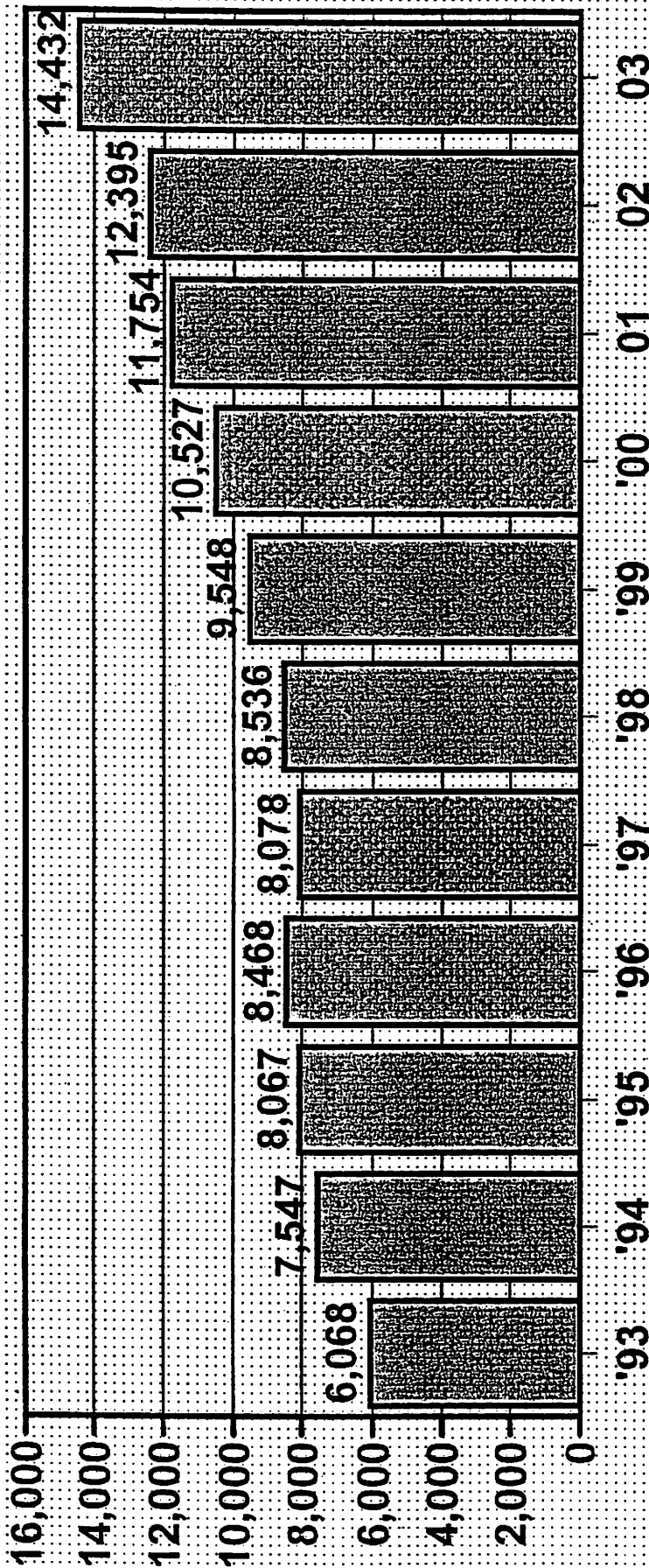
The number of the CORC responses to grievance appeals is affected by 'carry-overs' at the beginning (grievances filed in 2002 but received at the CORC in 2003) and the end (grievances filed in 2003 but answered by the CORC in 2004) of each year. The 14,432 total is the actual number of grievances answered by the CORC in 2002 (refer to graph #11).

Of the 14,432 grievances decided by the CORC in 2003, 4,346 or 30.1%, were determined to be meritorious or have merit in part. In 2002, 3,937 or 32.0% were found to be meritorious or have merit in part. The number of meritorious grievances in 2003 represents an increase of 409 grievances from that in 2002.

The CORC dispositions were transmitted back to the grievants in an average of 27.4 calendar days at the CORC level. This reflects an increase from the 23.1 calendar day average in 2002.

The CORC decisions were transmitted back to the grievants in an average of 71.6 calendar days from the date filed at the facility. This is an increase of 4.2 calendar days from the calendar day average of 67.4 in 2002 and well within the 90 calendar day limit mandated by Title 28, Code of Federal Regulations and the Federal Certification.

# Grievances Appealed to CORC 1993-2003



**MOST GRIEVED AREAS BY % FILED  
For 1996-2003**

<u>CODE</u>	<u>1996</u>	<u>CODE</u>	<u>1997</u>	<u>CODE</u>	<u>1998</u>	<u>CODE</u>	<u>1999</u>
Staff Conduct	19.27%	Staff Conduct	20.02%	Staff Conduct	17.48%	Staff Conduct	17.29%
Medical	13.53%	Medical	13.18%	Medical	13.52%	Medical	14.96%
Package Room	6.07%	Housing	8.51%	Housing	7.63%	Housing	8.07%
Housing	6.54%	Package Room	6.26%	Package Room	5.81%	Package Room	5.40%
Mess Hall	3.99%	Mess Hall	3.74%	Mess Hall	5.52%	SHU	4.47%

<u>CODE</u>	<u>2000</u>	<u>CODE</u>	<u>2001</u>	<u>CODE</u>	<u>2002</u>	<u>CODE</u>	<u>2003</u>
Staff Conduct	18.19%	Staff Conduct	18.01%	Staff Conduct	18.02%	Medical	18.52%
Medical	15.45%	Medical	16.73%	Medical	16.63%	Staff Conduct	16.45%
Housing	7.66%	Housing	7.72%	Housing	8.71%	Housing	8.27%
Package Room	5.12%	Package Room	4.82%	Package Room	4.60%	Package Room	4.64%
SHU	3.56%	SHU	3.83%	SHU	3.47%	SHU	3.25%

## **V. GRIEVANCE TRENDS AND ANALYSIS**

The 44,405 grievances filed in 2002 reflect a decrease of 1,219 grievance submissions from the 45,624 grievances filed in 2001. Historically, Code 24, Special Housing Units, had been one of the most grieved areas. From 1993 until 1998, it was not ranked among the five highest categories. Since 1998, the five most grieved categories in order of rank have been Staff Conduct, Medical, Housing-Internal Block Affairs, Package Room and Special Housing Units. The grievances filed from the S-Blocks, Southport C.F. and Upstate C.F. had an impact on each of these categories and are the primary reason the Special Housing Units code remains in the top 5 categories.

However, in 2002, Code 49, Staff Conduct, and Code 22, Medical, reversed positions with Code 22, Medical, becoming the lead category. The trends and analysis in each category continue to be consistent with prior years except for the increase in the number of medical grievances as explained below.

### **1. CODE 22, MEDICAL**

In 2003, the number of medical grievances filed was 8,377 compared to the 8,003 filed in 2002, an increase of 374 or 4.7%. Medical grievances accounted for 18.52% of all grievances filed, compared to the 18.02% filed in 2002, an increase of .50%.

The grievances can be attributed to the inmates who regularly file numerous medical complaints for real or perceived medical problems, and do so at any facility in which they are housed. Thus, many of the issues presented remain constant in this category. It is believed that some medical grievances are filed in order to create a record of the grievant's request for medical attention or in an attempt to enhance medical treatment. There are grievances filed where the requested action is cited as a health concern, even though the request may be non-medical in nature.

In some cases, prolific grievants are seriously ill and the number of grievances they file often demonstrate anxiety. Many complain of chronic back pain, arthritis, etc. The anxiety results in grievances because of the time taken to accomplish an outside consult or appointment. This analysis is validated by the repetition in the composition of the complaints. Another factor is the perception on the part of inmates that recommendations made by outside consultants must be implemented without question, when in reality the Facility Health Services Director evaluates the recommendation and determines the treatment plan for inmates under his care.

Further, inmate anticipation of specific treatment plans and desired medical services often do not fall within the realm of possibility, nor are they medically indicated by facility doctors. Requests for specialty consultants such as dermatologists, podiatrists, ophthalmologists, allergists, neurologists and various others are common. Requests for medical procedures not in accordance with the medical provider's policy, the Department's Health Services Manual, nor ordered by the Facility Health Services Director, account for some of the medical complaints.

In some grievances, a medical condition is cited as the reason for requesting items that are issued on medical order only. These requests are for items such as bed boards, orthopedic shoes,



eyeglasses, nutritional supplements, Visine, skin creams, pain medications, medicated shampoos and vitamins. Other examples of special medical requests are for single cell, lower bunk, additional showers, special diets, medical appliances and boxer shorts.

In some instances, the medical condition cited by the inmate does not exist according to that inmate's medical record, nor is it a condition already being addressed by the facility health staff. Access to outside health providers is also a factor in the number of medical grievances. The combination of perceived illness and actual illness within the inmate population is expected to continue to account for a portion of the number of medical complaints.

The S-Block, Upstate C.F. and Southport C.F. inmates do not come out of their cells except for visits, disciplinary hearings and if the facility doctor determines it is necessary for a medical examination. These inmates feel they should come out for all medical contacts due to privacy concerns.

An increase in the number of wheelchair inmates brought Americans with Disability Act (ADA) issues such as supplies, higher bed, catheters, outside trips, replacement wheelchairs and aides.

The description of grievances in the medical category is intended to demonstrate the variety of complaints received and is not a complete list of medical grievances.

## **2. CODE 49, STAFF CONDUCT**

In 2003, the number of staff conduct grievances filed was 7,437 compared to the 7,385 filed in 2002, an increase of 52 grievances or .70%. The staff conduct grievances accounted for 16.45% of all grievances filed compared to the 16.63% filed in 2002, showing a decrease of .18%.

A significant number of staff conduct grievances continue to be attributed to inmate interaction with staff involving misbehavior reports. The perception among staff is that some of the harassment complaints resulting from interaction between employees and inmates are filed by the inmates in an attempt to discredit misbehavior reports written by staff and to recover the \$5.00 surcharge imposed on inmates for affirmed misbehavior reports. A January 1992 revision of Title 7, NYCRR authorizes the surcharge.

Code 49, Staff Conduct, has remained in the five most grieved categories due to the wide range of issues that could be perceived and presented by inmates as inappropriate staff conduct or harassment. A review of Code 49 grievance titles substantiates that "Staff Conduct" numbers are inflated by inmate perception, any difference of opinion with staff and an inmate's unfamiliarity with facility policies or statewide rules.

The inmate's perception that direct orders are a form of harassment is frequently obvious in the description of events in grievances submitted in this code. An inmate's failure to follow procedures may result in the loss of an opportunity to participate in an activity or to exercise an option. An example of this is when an inmate neglects to respond to announcements concerning the commencement of certain activities or the preparation of a list by staff of inmates who wish

to participate in an upcoming activity. This results in the inmate's inability to participate and consequently, the filing of grievances due to the perception of unfair treatment or that staff could have made an exception. The logistics involved in coordinating the activities and movement of large groups of people have not traditionally been readily appreciated by an inmate who files this type of complaint, since the result of such consideration would not support strict adherence to rules governing callouts, attendance and movement.

The examples of grievances in the staff conduct category are intended to demonstrate the variety of complaints received and are not a complete list of staff conduct grievances.

### **3. CODE 23, HOUSING-INTERNAL BLOCK AFFAIRS**

In 2003, the number of Housing-Internal Block Affairs grievances filed was 3,742 compared to 3,868 filed in 2002, a decrease of 126 grievances or 3.26%. The grievances in this code accounted for 8.27% of all grievances filed, compared to the 8.71% filed in 2002, a decrease of .44%.

Grievances in this code consist of issues concerning physical housing conditions such as double cell, double bunk, cube space, air circulation/fans, furniture, hot water, heat, window screens and storage space.

Service issues in this category include cell cleaning supplies, laundering of clothes and linen, winter blankets, list taking procedures, callout procedures, haircuts, in-cell feed up, maintenance of housing areas and repair of housing areas. Other grievances pertain to supplies, enforcement of cell standards, desired/undesired cell moves, honor block denials, denied items or service, cleanliness, pest control measures, removal from double bunk beds, staff performance of duties, distribution of personal mail, mailboxes, razor issue policy, bulletin boards, posting of memos, announcements over public address system, television cable and radio/television volume.

The noted issues in this category are intended to demonstrate the variety of complaints filed in Code 23; it is not a complete list of housing unit complaints.

### **4. CODE 30, PACKAGE ROOM**

In 2003, the number of package room grievances filed was 2,099 compared to 2,042 filed in 2002, an increase of 57 grievances or 2.8%. Package room grievances accounted for 4.64% of all grievances filed, compared to the 4.6% filed in 2002, showing an increase of .04% in this code.

Many of the package room complaints result from a difference in security staff and inmate interpretation of Departmental Directive #4911, entitled "Packages & Articles Sent or Brought to Facilities". The governing directive describes items permitted to be received and the provisions thereof. The package room complaints have not substantially changed. The issues include hot pots, typewriters, watches, sneakers, food items and musical instruments.

Other issues still focus around inmate desire for items not allowed by directive because they are too valuable and present security concerns, and do not conform to directive size limitations. Other issues include permitted items that do not conform to other requirements of the package room directive, such as packaging for food products, colors of clothing/undergarments/linens, the opening of package items to be searched and items that require approval of the Superintendent for receipt via special permit.

As in past years, the technological advancement in the design and variety of some allowable items results in their denial. The same is true of other merchandise that has been so improved by technology that the item is essentially changed and does not conform to package room guidelines.

Package Room grievances were also affected by the S-Block and Upstate C.F. inmates as a result of their movement from a maximum security keeplock situation to an S-Block or Upstate C.F. The inmate, although not on a loss of packages disposition, falls under the Special Housing Unit (SHU) policies regarding the limitation of packages as outlined in Directive #4933.

The resulting desire for products unacceptable for receipt via the package room impacts the number of grievances filed in this category.

## **5. CODE 24, SPECIAL HOUSING UNITS**

In 2003, the number of SHU grievances filed was 1,471 compared to 1,542 filed in 2002. This is a decrease of 71 grievances or 4.6%. SHU accounted for 3.25% of all grievances filed, compared to 3.47% in 2002, a decrease of .22%.

Grievance submissions from the S-Blocks have increased by 180 from 2002. Upstate C.F. and Southport C.F. combined showed an increase of 125 grievance submissions from 2002. This is a total increase of 305 grievances from these facilities. Some inmates transferred to these units were coming from maximum security facilities where they were in keeplock status in a general population cell. As a condition of confinement, the inmates must follow the SHU policies consistent with Directive #4933, which limits property in the cell, visits, packages, inmate contact, etc. Therefore, they grieve all aspects of the SHU policies.

Many of these aspects include smoking policy, cell cleanup, Progressive Inmate Movement System (PIMS) level issues, food issues and library materials.

The grievances in this category deal with SHU issues and do not reflect the actual number of grievances filed from SHU.

**CODE CLASSIFICATION SHEET - ALL FACILITIES  
PROGRAM SERVICES**

	2002	2003	% Change
1) Program Co	879	818	-6.9%
2) Incentive Wage Allowance	499	419	-16.0%
3) Correspondence	1377	1354	-1.7%
4) Phone Home Program	224	172	-23.2%
5) Visiting	489	503	2.9%
6) Guidance Unit/Counseling	742	817	10.1%
7) Recreation (TV, Yard, Movies, Radio, etc.)	667	585	-12.3%
8) Adult Basic Education	55	74	34.5%
9) GED	82	101	23.2%
10) College Programs	7	5	-28.6%
11) Vocational Programs	53	64	20.8%
12) Work Assignments	317	376	18.6%
13) Hobby Shop/Arts & Crafts	21	16	-23.8%
14) Volunteer Services	5	6	20.0%
15) Special Events/Inmate Organizations	123	163	32.5%
16) Religion	480	572	19.2%
17) Family Reunion Program	185	167	-9.7%
18) Media Review	318	459	44.3%
19) General Library	154	202	31.2%
20) ASAT	371	461	24.3%

**HEALTH SERVICES**

21) Dental	742	753	1.5%
22) Medical	8003	8376	4.7%
22.1) HIPAA (Medical Records, Disclosure, etc.)	0	0	ERR

**FACILITY OPERATIONS**

23) Housing - Internal Block Affairs	3868	3742	-3.3%
23.1) Smoke Free Policy	64	53	-17.2%
24) Special Housing Units	1542	1471	-4.6%
25) Search & Seizure/Frisks/Contraband	591	513	-13.2%
25.1) Strip Search	15	18	20.0%
25.2) Strip Frisk	50	31	-38.0%
25.3) Pat Frisk (Female Inmates)	5	11	120.0%
26) Keyplock Policy & Procedure	182	173	-4.9%
27) Tier I and II Policy & Procedure	379	436	15.0%
28) Tier III Policy & Procedure	434	518	19.4%
29) Inmate Property	1221	1459	19.5%
30) Package Room - #4911	2042	2099	2.8%
31) Rules & Regulations	841	679	-19.3%

**ADMINISTRATIVE SERVICES**

32) Industry	92	64	-30.4%
33) Personal Property Claims - #2733	510	543	6.5%
34) State Issue - #3081 Clothing, #4009 Hygiene items.	1083	896	-17.3%
35) Commissary	627	524	-16.4%
36) Inmate Accounts	920	952	3.5%
37) Mess Hall	1350	1385	2.6%
38) Laundry	199	217	9.0%
39) Facility Maintenance	588	660	12.2%

**COUNSEL**

40) Law Library	1069	1034	-3.3%
41) Legal Mail	325	341	4.9%
42) Inmate Rights - Access/Courts/Counsel/Notary/etc.	549	592	7.8%
43) Mandatory Court Surcharge	26	19	-26.9%

**EXECUTIVE DIRECTION**

44) Inmate Grievance Program	608	712	17.1%
45) Temporary Release Committee	43	52	20.9%
46) Inter-Facility Transfers	300	306	2.0%
47) Grooming Standards	132	177	34.1%
48) Inmate Liaison Committee	57	42	-26.3%
49) Staff Conduct	7385	7437	0.7%
50) Miscellaneous	1515	1606	6.0%

<b>Total</b>	<b>44405</b>	<b>45226</b>	<b>1.8%</b>
--------------	--------------	--------------	-------------

## **ONEIDA HUB**

### **Camp Georgetown Correctional Facility**

There were 7 grievances filed in 2003, a decrease from the 22 last year.

Code 49, Staff Conduct, decreased from 20 grievances to 7. These grievances alleged harassment by staff.

### **Camp Pharsalia Correctional Facility**

There were 47 grievances filed in 2003, a decrease from the 106 last year.

Code 37, Mess Hall, decreased from 21 grievances to 0. Last year, most of these grievances concerned the alternative meals and should have been consolidated as two grievances.

Code 49, Staff Conduct, decreased from 53 grievances to 22. These grievances alleged retaliation, religious discrimination, threats, harassment by Alcohol and Substance Abuse Training (ASAT) staff, incompetence by visit room staff and not being permitted to watch TV or to pray.

### **Hale Creek Correctional Facility**

There were 38 grievances filed in 2003, a decrease from the 74 last year.

Code 22, Medical, decreased from 29 grievances to 10. These grievances concerned quality of care, outside consultations, medication issues and special medical requests for orthopedic footwear.

Code 49, Staff Conduct, decreased from 20 grievances to 19. These grievances alleged threats, verbal abuse and staff incompetence.

### **Marcy Correctional Facility**

There were 577 grievances filed in 2003, an increase from the 558 last year. Grievances from S-Block decreased from 179 in 2002 to 163 in 2003.

Code 22, Medical, decreased from 235 grievances to 211. These grievances concerned quality of care, delay in care, denied outside consultations, medical procedures, medication issues and special medical requests for eye care, footwear, bottom bunk, medical excuses, x-rays, physical therapy, hearing aids and an extra mattress.

Code 24, Special Housing Unit, decreased from 45 grievances to 42. These grievances concerned supplies, headphones, nail clippers, special buy, access to property, go around, cell cleanup, etc.

Code 33, Inmate Personal Property Claims, increased from 6 grievances to 18. Most of these grievances concerned property bags not following the inmates to S-Block or General Population upon transfer. Other issues included missing mail, missing package, damaged property, overcharge on postage and destroyed property.

Code 42, Inmate Rights, increased from 6 grievances to 16. Most of these grievances concerned FOIL requests. Other issues included photocopies, jail time credit and notary services.

Code 49, Staff Conduct, decreased from 73 grievances to 59. These grievances alleged physical abuse, racial slurs, threats, verbal abuse and staff incompetence.

### **Mid-State Correctional Facility**

There were 578 grievances filed in 2003, a decrease from the 816 last year. S-Block accounted for 149 of these grievances, a decrease from the 179 last year.

Code 3, Correspondence, decreased from 35 grievances to 10. These grievances concerned photographs, missing mail, missing magazines, mail not properly handled and legal mail processed as general correspondence.

Code 6, Guidance Unit/Counseling, decreased from 41 grievances to 36. These issues concerned recommended programs, transfers, reclassification and different counselors.

Code 22, Medical, increased from 166 grievances to 178. Most of these grievances concerned quality of care. Other grievances concerned delay in care, outside consultations, delay of approved outside consultations, medical procedures, medication issues and special medical requests for eye care, footwear, bottom bunk, medical excuse, x-rays, assorted tests, surgery, special diets, physical therapy and transfers.

Code 49, Staff Conduct, decreased from 154 grievances to 70. These grievances alleged physical abuse, racial slurs, threats, verbal abuse, poor attitude and staff incompetence.

### **Mohawk Correctional Facility**

There were 759 grievances filed in 2003, an increase from the 576 last year.

Code 3, Correspondence, increased from 13 grievances to 29. These grievances concerned mail delays and denied items such as photographs, business cards and magazines.

Code 22, Medical, increased from 89 grievances to 94. These grievances concerned quality of care, delay in care, outside consultations, medical procedures, medication issues and special medical requests for bottom bunk, reasonable accommodation, heating pad, biopsy, eye care, footwear, special diet and single cube.

Code 30, Package Room, increased from 30 grievances to 59. Many of these grievances disputed denied items. Other grievances concerned a Sergeant's review, view denied items, receiving original packaging, quantity limits on crayons and markers and missing items.



Code 37, Mess Hall, increased from 31 grievances to 46. Two inmates accounted for 18 of these grievances. One filed grievances concerning special diet issues. The other inmate filed grievances concerning food served in SHU.

Code 49, Staff Conduct, increased from 147 grievances to 182. These grievances alleged physical abuse, racial slurs, verbal abuse and staff incompetence.

### **Oneida Correctional Facility**

There were 311 grievances filed in 2003, a decrease from the 510 last year.

Code 22, Medical, decreased from 57 grievances to 39. These grievances concerned quality of care, delay in care, medical procedures, medication issues and special medical requests for bottom bunk, eye care, footwear, physical therapy and reasonable accommodations.

Code 23, Housing-Internal Block Affairs, decreased from 45 grievances to 15. These grievances concerned dorm changes, dorm configuration, access to phones, count procedures, Public Address (PA) system, dorm attire, television access, privacy in the bathroom, bad water, etc.

Code 49, Staff Conduct, decreased from 89 grievances to 75. About a third of these grievances alleged physical abuse by staff. Other grievances concerned racial slurs, sexual harassment, threats, verbal abuse and staff incompetence.

### **Summit Shock Incarceration Correctional Facility**

There were 17 grievances filed in 2003, an increase from the 12 last year.

Code 22, Medical, increased from 2 grievances to 5. These grievances concerned quality of care, medical confidentiality and medication refill.

Code 49, Staff Conduct, increased from 6 grievances to 7. These grievances alleged physical abuse, religious harassment, threats, verbal abuse and staff incompetence.

## **WATERTOWN HUB**

### **Cape Vincent Correctional Facility**

There were 319 grievances filed in 2003, a decrease from the 382 last year.

Code 3, Correspondence, increased from 13 grievances to 34. These grievances concerned denied photographs, delays in processing, missing newspapers, denied correspondence, returned mail and confiscated items. The increase is attributed to the strict adherence to Directive #4422 by staff.

Code 22, Medical, decreased from 53 grievances to 41. These grievances concerned quality of care, delay in care, outside consultations, delay of approved outside consultations, medical procedures, medication issues and special medical requests for eye care, bottom bunk, program excuse, x-rays, special diets, physical therapy and transfer.

Code 49, Staff Conduct, decreased from 130 grievances to 88. These grievances alleged physical abuse, racial slurs, threats, verbal abuse and staff incompetence.

### **Gouverneur Correctional Facility**

There were 605 grievances filed in 2003, a decrease from the 740 last year. S-Block accounted for 348 of these grievances, a decrease from the 423 last year.

Code 21, Dental, increased from 11 grievances to 23. The increase is attributed to the full time dentist being called to military duty during 2003. The part time dentist has been covering dental services.

Code 22, Medical, decreased from 103 grievances to 85. These grievances concerned quality of care, delay in care, medical procedures, medication issues and special medical requests for bottom bunk, x-rays, surgery, eye care, footwear, brace, MRI, etc.

Code 24, Special Housing Units, decreased from 78 grievances to 50. These grievances concerned radio station reception and selection, supplies, laundry, feed up procedures, cell temperatures, time cuts, announcements, lights on policy, etc.

Code 49, Staff Conduct, decreased from 166 grievances to 91. These grievances alleged physical abuse, sexual comments, racial slurs, threats, verbal abuse and staff incompetence.

### **Ogdensburg Correctional Facility**

There were 148 grievances filed in 2003, a decrease from the 178 last year.

Code 22, Medical, decreased from 31 grievances to 23. These grievances concerned quality of care, delay in care, delay of an approved outside consultation, medication issues and special medical requests for pass, program excuse, special diet and ADA status.

Code 49, Staff Conduct, decreased from 48 grievances to 38. These grievances alleged physical abuse, racial slurs, threats, verbal abuse, and staff incompetence.

### **Riverview Correctional Facility**

There were 573 grievances filed in 2003, an increase from the 534 last year.

Code 22, Medical, increased from 70 grievances to 120. These grievances concerned quality of care, delay in care, denied outside consultations, medical procedure, medication issues and special medical requests for eye care, footwear, medical excuses, x-rays, surgery, special diets, bottom bunk and transfer. Twenty-four grievances were attributed to two inmates in general population being diagnosed with scabies.

Code 30, Package Room, increased from 30 grievances to 41. Most of these grievances concerned denied items or claims of missing items. Other issues included how items were searched, overcharge in postage, delays, receipt requirements and return of original packaging.

Code 49, Staff Conduct, decreased from 156 grievances to 132. These grievances alleged physical abuse, sexual assault, racial slurs, discrimination, threats, verbal abuse and staff incompetence

### **Watertown Correctional Facility**

There were 279 grievances filed in 2003, a decrease from the 288 last year.

Code 22, Medical, increased from 58 grievances to 61. These grievances concerned quality of care, delay in care, medical procedures, medication issues, and special medical requests for bed board, MRI, x-rays, extra mattress, bottom bunk, brace, Office of Mental Health (OMH) referral and hearing aid.

Code 23, Housing-Internal Block Affairs, increased from 18 grievances to 22. These grievances concerned cube standards, dress code, cleaning duties, TV schedules, etc.

Code 49, Staff Conduct, decreased from 81 grievances to 63. These grievances alleged physical abuse, racial slurs, threats, verbal abuse and staff incompetence.

## **CLINTON HUB**

### **Adirondack Correctional Facility**

There were 96 grievances filed in 2003, a decrease from the 131 last year.

Code 22, Medical, increased from 9 grievances to 12. These grievances concerned delay in care, outside consultations, medical procedures, medication issues and special medical requests for OMH referral and assorted tests.

Code 49, Staff Conduct, decreased from 44 grievances to 19. These grievances alleged physical abuse, racial slurs, theft, threats, verbal abuse and staff incompetence.

### **Altona Correctional Facility**

There were 254 grievances filed in 2003, an increase from the 168 last year. Two inmates accounted for 80 of all grievances filed in 2003.

Code 22, Medical, increased from 22 grievances to 41. These grievances concerned quality of care, delay in care, denied outside consultations, delay of approved outside consultations, medical procedures, medication issues and special medical requests for Hepatitis C treatment, bottom bunk, x-rays, eye care, program excuses, assorted tests and special diet.

Code 49, Staff Conduct, increased from 24 grievances to 58. These grievances alleged physical abuse, racial slurs, threats, verbal abuse and staff incompetence. One inmate accounted for 14 of these grievances.

### **Bare Hill Correctional Facility**

There were 867 grievances filed in 2003, an increase from the 744 last year. Nine inmates accounted for 184, or 21.2 %, of all grievances filed in 2003.

Code 16, Religion, increased from 11 grievances to 28. The increase is attributed mostly to Muslim inmates requesting access to the Mosque for extra prayer and religious study groups during program hours.

Code 22, Medical, increased from 188 grievances to 209. These grievances concerned quality of care, delay in care, outside consultations, medical procedures, medication issues and special medical requests for assorted tests, transfers, dorm changes, x-rays, extra mattress, footwear, eye care, medical excuses, bottom bunk, brace, surgery, prosthetic and bed board.

Code 44, Inmate Grievance Program, increased from 5 grievances to 25. This increase is attributed to the transition of IGP Supervisors during 2003.

Code 46, Inter-Facility Transfers, increased from 20 grievances to 32. The increase is attributed to the long waiting period inmates face when approved for an area of preference transfer to the New York City area.

Code 49, Staff Conduct, decreased from 119 grievances to 112. These grievances alleged physical abuse, racial slurs, discrimination, threats, verbal abuse and staff incompetence.

### **Camp Gabriels Correctional Facility**

There were 16 grievances filed in 2003, a decrease from the 25 last year.

Code 30, Package Room, decreased from 9 grievances to 0.

Code 49, Staff Conduct, increased from 4 grievances to 5. These grievances alleged racial discrimination, racial slurs, threats, verbal abuse and staff incompetence.

### **Chateaugay Correctional Facility**

There were 45 grievances filed in 2003, a decrease from the 57 last year.

Code 49, Staff Conduct, increased from 18 grievances to 21. These grievances alleged racial slurs and staff incompetence. One inmate accounted for 9 of these grievances.

### **Clinton Correctional Facility (Main)**

There were 1,989 grievances filed in 2003, a decrease from the 2,209 last year.

Code 3, Correspondence, decreased from 100 grievances to 73. The decrease is attributed to a change in responsibility of processing privileged correspondence to another area.

Code 22, Medical, decreased from 441 grievances to 338. These grievances concerned quality of care, delay in care, outside consultations, medical procedures, medication issues and special medical requests for footwear, eye care, special diets, showers, physical therapy, permits, etc. The decrease of activity is attributed mostly to having two doctors on staff and an expedient sick call procedure. Complaints about delays in care and outside specialists had the greatest reduction from 2002.

Code 23, Housing-Internal Block Affairs, increased from 226 grievances to 255. Many of these grievances concerned supplies, especially after the ration of toilet paper was reduced from 4 to 3 rolls a month. Other issues concerned cell repairs, denied access to yard and meals, showers, heat, etc.

Code 29, Inmate Property, increased from 68 grievances to 88. This increase is attributed to a change of policy in January and February which allowed property to be issued before the I-64 form was received. This policy has been modified. Other issues included lost, confiscated and damaged property.

Code 49, Staff Conduct, increased from 207 grievances to 232. These grievances alleged physical abuse, racial slurs, food tampering, threats, verbal abuse and staff incompetence, such as improper list taking procedures which results in missed showers, yard, meals, etc.



### **Clinton Correctional Facility (Annex)**

There were 145 grievances filed in 2003, a decrease from the 203 last year.

The IGRC recouped \$789.04 for inmates during 2003.

Code 22, Medical, decreased from 31 grievances to 20. These grievances concerned quality of care, delay in care, medical procedures and special medical requests for tinted glasses, bottom bunk, lactose free milk and footwear. The decrease of activity is attributed to the stable staffing in health services over the past few years.

Code 49, Staff Conduct, decreased from 67 grievances to 58. These grievances alleged physical abuse, threats, verbal abuse and staff incompetence

### **Franklin Correctional Facility**

There were 455 grievances filed in 2003, a decrease from the 475 last year.

Code 21, Dental, increased from 13 grievances to 32. The increase is attributed to one of the dentist items being vacant most of 2003. Most grievances concerned delay and quality of dental care.

Code 22, Medical, increased from 84 grievances to 123. A third of these grievances were medication issues. Other grievances concerned quality of care, delay in care, medical procedures and special medical requests for prosthesis, single cube, bottom bunk, transfer, reasonable accommodation and program excuse.

Code 30, Package Room, decreased from 31 grievances to 17. Most of these grievances concerned denied items such as meat, coffee pot, paint set, army coat, typewriter, etc. Other grievances concerned a missing package, dispute with the recorded weight and missing photos

Code 49, Staff Conduct, decreased from 121 grievances to 103. These grievances alleged physical abuse, threats, verbal abuse and staff incompetence.

### **Lyon Mountain Correctional Facility**

There were 41 grievances filed in 2003, an increase from the 18 last year.

Code 2, Incentive Wage Allowance, increased from 1 grievance to 4. These grievances concerned back pay, top mess hall pay and industry wages.

Code 30, Package Room, increased from 2 grievances to 4. These grievances concerned denied drink mixes, denied vitamins and soap being cut in half.

Code 49, Staff Conduct, increased from 9 grievances to 10. These grievances alleged physical abuse, threats, verbal abuse and staff incompetence.

## **Upstate Correctional Facility**

There were 3,860 grievances filed in 2003, a decrease from the 4,068 last year. Sixteen inmates accounted for 977 or 25.3% of all grievances filed

Code 22, Medical, decreased from 942 grievances to 867. These grievances concerned quality of care, delay in care, outside consultations, delays of approved outside consultations, medical procedures, medication issues, and special medical requests for eye care, footwear, bottom bunk, single cell, x-rays, assorted tests, surgery, special diets, hearing aid supplies, OMH referral, pacemaker, double mattress, etc. A new sick call procedure was introduced where medical staff pick up all sick call slips directly.

Code 23, Housing-Internal Block Affairs, decreased from 713 grievances to 389. These grievances concerned access to property, supplies, nail clippers, announcements, headphones, mail delivery, clean up, showers, cell mates, new mattress, feed up procedures, etc.

Code 40, Law Library, decreased from 252 grievances to 206. These grievances concerned legal supplies, photocopying, delays in service, quality of service, outdated material, etc.

Code 49, Staff Conduct, increased from 407 grievances to 867. These grievances alleged physical abuse, racial slurs, threats, verbal abuse, and staff incompetence. The increase of staff conduct grievances may be attributed in part to the discretion of how the IGP Supervisors code grievances. Two inmates accounted for 175 grievances.

## **SULLIVAN HUB**

### **Eastern Correctional Facility**

There were 686 grievances filed in 2003, an increase from the 568 last year.

Code 2, Incentive Wage Allowance, had 5 grievances in 2003, a decrease from the 16 last year. The decrease in grievances in this category was attributed the Senior Counselor in charge of inmate payrolls working with IGRC staff in resolving such issues.

Code 12, Work Assignments, had 30 grievances in 2003, an increase from the 16 last year. This increase is attributed to several Industry inmates being removed from their assignments due to disciplinary reasons and seeking reassignment.

Code 20, ASAT, had 34 grievances in 2003, an increase from the 13 last year. Issues were questioning Alcohol and Substance Abuse Treatment (ASAT) as only mandatory within one year of release, disputing any drug history, evaluations and the Retention Review Committee decisions.

Code 22, Medical, had 152 grievances in 2003, an increase from the 128 last year. Of the total, 32 were filed by 5 inmates. Grievance issues included proper medical treatment not given, access to specialist, eyeglasses, receiving medical physicals, review of medical records, medical consent forms, diet changes, extra mattress, canes and physical therapy.

Code 30, Package Room, had 61 grievances in 2003, a decrease from the 63 last year. Grievance issues generally were in reference to denied items.

Code 49, Staff Conduct, had 60 grievances in 2003, an increase from the 23 last year. There were three SHU inmates who filed 27 of the total in this category.

### **Mid-Orange Correctional Facility**

There were 396 grievances filed in 2003, an increase from the 209 last year.

Code 22, Medical, had 82 grievances in 2003, an increase from the 45 last year. Grievance issues included bottom bunk permits, bedboards, outside trips to specialists, dispensing of medication and scheduled surgeries. The inmate population is concern with H-pylori also contributed to the increase.

Code 49, Staff Conduct, had 63 grievances in 2003, an increase from the 40 last year. Four inmates filed 21 of the total grievances in this category. Grievance allegations included unprofessional conduct, negligent care, breach of confidentiality and officers making their own rules.



## **Otisville Correctional Facility**

There were 300 grievances filed in 2003, an increase from the 189 last year.

Code 6, Guidance, had 20 grievances in 2003, an increase from the 5 last year. The issues in this category were in regard to counselor determinations of needed programming, such as Residential Substance Abuse Treatment (RSAT), school and vocational programs.

Code 22, Medical, had 77 grievances in 2003, an increase from the 55 last year. Grievance issues included inmates self-prescribing, outside medical treatment and requests for medications/treatment from prior facility.

Code 30, Package Room, had 27 grievances in 2003, an increase from the 13 last year. Grievance issues included denied items. The tendency is to file grievances regardless if it is not allowed by Directive #4911.

Code 49, Staff Conduct, had 27 grievances in 2003, an increase from the 18 last year. Grievance allegations in many cases are retaliation against the staff member for the filing of a misbehavior report.

## **Shawangunk Correctional Facility**

There were 944 grievances filed in 2003, a decrease from the 1,023 last year.

Code 22, Medical, had 155 grievances in 2003, an increase from the 123 last year. This increase in grievance activity is primarily attributed to inmates unwilling to accept the medical care given. Grievance issues center around the level of care, not the quality.

Code 23, Housing-Internal Block Affairs, had 83 grievances in 2003, a decrease from the 197 last year. This decrease in grievance activity is primarily attributed to the fact that in 2002 there were a number of policy changes implemented that contributed to higher grievances. This year there only a few subtle policy changes.

Code 24, Special Housing Units, had 36 grievances in 2003, an increase from the 14 last year. This increase in grievance activity is primarily attributed to one inmate. Grievance issues were in regard to items/privileges he believed he should receive but not in Directive #4933.

Code 30, Package Room, had 107 grievances in 2003, a decrease from the 113 last year. Grievance issues are attributed to enforcement of property limits and inmates questioning the parameters of Directive #4911.

Code 49, Staff Conduct, had 69 grievances in 2003, a decrease from the 89 last year. Grievance allegations generally include allegations of routine staff tasks being construed as harassment.

## **Sullivan Correctional Facility**

There were 695 grievances filed in 2003, a decrease from the 1,002 last year. Although there was a decrease in grievances, the grievance activity is primarily attributed to multiple filers, as 6 inmates were responsible for 120 grievances.

Code 22, Medical, had 103 grievances in 2003, a decrease from the 178 last year. This category is 14.8% of the total filed, less than the statewide average. This is attributed to bi-monthly meetings with the Deputy Superintendent for Administration, Nurse Administrator, Inmate Liaison Committee and IGRC. It was found that many issues could be resolved prior to being filed as a grievance.

Code 23, Housing-Internal Block Affairs, had 57 grievances in 2003, a decrease from the 83 last year. Grievance issues generally included double celling complaints. The decrease in this category is attributed to the direct involvement of security supervisors in housing issues.

Code 31, Rules and Regulations, had 52 grievances in 2003, a decrease from the 73 last year. Grievance issues included escort entitlement, housing procedures, HUB transportation procedures and bus schedules.

Code 49, Staff Conduct, had 78 grievances in 2003, a decrease from the 83 last year. Six inmates filed 18 of the grievances in this category. The decrease was attributed to the presence of the Deputy Superintendent for Security and Captain throughout the facility.

## **Ulster Correctional Facility**

There were 85 grievances filed in 2003, a decrease from the 96 last year.

Code 49, Staff Conduct, had 34 grievances in 2003, an increase from the 33 last year. Grievance allegations included verbal abuse, inappropriate language, inappropriate rule enforcement, physical abuse and discrimination.

## **Wallkill Correctional Facility**

There were 257 grievances filed in 2003, a decrease from the 276 last year.

Code 22, Medical, had 64 grievances in 2003, a decrease from the 98 last year. Grievance issues included access to specialists, the doctor, MRIs, x-rays, medication and proper and timely treatment. Also, included were issues dealing with medical records, sick call procedures, Hepatitis C treatment and bottom bunk.

Code 23, Housing-Internal Block Affairs, had 19 grievances in 2003, an increase from the 6 last year. Grievances included issues in regard to single cells, bottom bunks, wake up calls and smoke breaks.

Code 39, Facility Maintenance, had 16 grievances in 2003, an increase from the 3 last year. This increase was attributed to water problems the facility experienced. The inmate population was provided information, materials and updates on a continual basis.

Code 49, Staff Conduct, had 39 grievances in 2003, a decrease from the 48 last year. Grievance allegations included threats, harmful or abusive remarks, physical contact and discriminatory treatment.

### **Woodbourne Correctional Facility**

There were 466 grievances filed in 2003, an increase from the 331 last year. This increase is attributed to 2 inmates who filed 162 grievances.

Code 22, Medical, had 93 grievances in 2003, an increase from the 78 last year. Grievance issues included Health Insurance Portability and Accountability Act (HIPAA) issues, copy/review records, medication renewals and refills, outside appointments and Hepatitis C treatments.

Code 30, Package Room, had 32 grievances in 2003, an increase from the 10 last year. Last year's lower grievance activity was primarily attributed to stability in the staffing of the package room. This year there was a lack of a steady officer for much of the year. Many grievances were informally resolved due to the allowance of the item by a security supervisor after the initial denial by the Officer.

Code 49, Staff Conduct, had 50 grievances in 2003, an increase from the 35 last year. Grievance allegations were generally interaction with security staff. There was no indication of any patterns or trends.

Code 50, Miscellaneous, had 51 grievances in 2003, an increase from the 35 last year. This increase is attributed to unusual grievances filed by one of the two inmates noted above that filed numerous grievances. Requests included tear down the correctional facility and build a high rise building, privatize the prison system, a slot machine, promote female officers, higher education for officers, stop the publication of DOCS Today and teleconference for Parole Board.



## **GREEN HAVEN HUB**

### **Beacon Correctional Facility**

There were 16 grievances filed in 2003, a decrease from the 58 last year.

Code 49, Staff Conduct, had 11 grievances in 2003, a decrease from the 29 last year. Grievance allegations included false accusations, discrimination and urinalysis testing being used as harassment.

### **Bedford Hills Correctional Facility**

There were 390 grievances filed in 2003, an increase from the 229 last year. Three inmates accounted for 55 of the total filed.

Code 22, Medical, had 34 grievances in 2003, an increase from the 11 last year. Grievance issues included follow-up appointments, proper treatment and continuation of treatment.

Code 24, Special Housing Units, had 39 grievances in 2003, an increase from the 28 last year. Grievance issues included shower conditions, hot water buckets, mail, ventilation system, separate Protective Custody Unit, privacy curtain and discretionary review procedures.

Code 30, Package Room, had 18 grievances in 2003, an increase from the 11 last year. Grievance issues included sneakers, plastic glasses, hollow heeled shoes, food items and delivery procedures.

Code 49, Staff Conduct, had 142 grievances in 2003, an increase from the 71 last year. Grievance allegations included threats, improper use of force, inappropriate language, assault, physical contact, intimidation, retaliation and verbal abuse.

### **Downstate Correctional Facility - Reception**

There were 438 grievances filed in 2003, a decrease from the 500 last year.

Code 22, Medical, had 32 grievances in 2003, a decrease from the 48 last year. Grievance issues included quality of care and deferral of treatment to permanent facility.

Code 46, Inter-Facility Transfers, had 7 grievances in 2003, a decrease from the 20 last year. There were fewer court returns/transit inmates resulting in this decrease.

Code 49, Staff Conduct, had 69 grievances in 2003, a decrease from the 90 last year. Grievance allegations remained constant as the prior year, unprofessional conduct, verbal harassment, abuse and retaliation. There were no patterns or trends noted.

## **Downstate Cadre**

There were 86 grievances filed in 2003, an increase from the 52 last year.

Code 22, Medical, had 27 grievances in 2003, an increase from the 10 last year. Grievance issues included outside treatment, surgery and sick call procedures.

## **Fishkill Correctional Facility**

There were 1,059 grievances filed in 2003, a decrease from the 1,279 last year. Eight inmates filed 137 of the total grievances filed.

Code 3, Correspondence, had 53 grievances in 2003, an increase from the 42 last year. Grievance issues included untimely mail, torn mail, missing items, opening mail and mail being returned.

Code 22, Medical, had 291 grievances in 2003, a decrease from the 372 last year. Grievance issues included course of treatment, managed care, apparatus requests, change of provider, access to provider, medication, records accuracy, record not available for sick call and issues specific to the Regional Medical Unit (RMU).

Code 24, Special Housing Units, had 55 grievances in 2003, a decrease from the 112 last year. Grievance issues included commissary, laundry, toothbrush, toilet paper, comb, cleaning supplies, shower schedule, exercise and property.

Code 29, Inmate Property, had 41 grievances in 2003, an increase from the 16 last year. Grievance issues included pack-up process, confiscated property, inventory property and property not forwarded. Many of these grievances were attributed to inmates received when Tappan closed and inmates housed in S-Block whose excess property did not come with them.

Code 30, Package Room, had 44 grievances in 2003, a decrease from the 61 last year. Grievance issues included postage, return to sender, denied items, missing package, processing of packages and color issues.

Code 49, Staff Conduct, had 136 grievances in 2003, a decrease from the 147 last year. Grievance allegations included inappropriate language, allegations of assault, racial slurs, threats, unprofessional conduct and retaliation.

## **Green Haven Correctional Facility**

There were 2,448 grievances filed in 2003, an increase from the 2,376 last year. Ten inmates filed 221 of the total grievances filed.

Code 18, Media Review, had 89 grievances in 2003, an increase from the 82 last year. This increase in grievance activity is attributed to a lack of staffing for the Facility Media Review Committee. This was addressed by the facility administration.

Code 22, Medical, had 373 grievances in 2003, an increase from the 360 last year. Grievance issues included allegations that the Milburn Decree was not being followed and requests for medication, a new provider and medical treatment.

Code 24, Special Housing Units, had 72 grievances in 2003, a decrease from the 79 last year. Grievance issues included meals, property issue and Law Library services.

Code 30, Package Room, had 242 grievances in 2003, an increase from the 182 last year. Grievance issues were in regard to denied items/packages and a radio considered contraband due to multiple input/output jacks.

Code 49, Staff Conduct, had 261 grievances in 2003, a decrease from the 315 last year. Grievances issues alleged threats, not being let out of cell, harassment, denied meals and assault.

### **Taconic Correctional Facility**

There were 62 grievances filed in 2003, a decrease from the 88 last year.

Code 22, Medical, had 14 grievances in 2003, a decrease from the 20 last year. Grievance issues included medication, request to see a specialist, change of facility provider and the nursing staff.

Code 49, Staff Conduct, had 17 grievances in 2003, a decrease from the 22 last year. Grievance allegations appeared to be isolated incidents with no patterns or trends noted.

## **GREAT MEADOW HUB**

### **Coxsackie Correctional Facility**

There were 661 grievances filed in 2003, an increase from the 655 last year.

Code 7, Recreation, had 43 grievances in 2003, an increase from the 29 last year. Grievance issues included radio stations on walljacks, dayroom being closed, clothing in dayroom and gloves to the yard.

Code 22, Medical, had 51 grievances in 2003, a decrease from the 75 last year. Grievance issues included denied sick call, appropriate medical attention and items such as a denial of knee brace.

Code 30, Package Room, had 47 grievances in 2003, a decrease from the 48 last year. Grievance issues included denial of multi-colored boxer shorts, pens and keyboards.

Code 49, Staff Conduct, had 135 grievances in 2003, a decrease from the 166 last year. The decrease was attributed to the review of grievances finding that the issues were not bona fide allegations of harassment and area supervisors were resolving problems prior to the filing of a grievance.

### **Great Meadow Correctional Facility**

There were 1,358 grievances filed in 2003, a decrease from the 1,421 last year.

Code 16, Religion, increased from 15 grievances to 29. The increase is attributed to delays in processing change of religion designation requests. Other issues included bead permit, canceled Muslim classes, Muslim advisor, religious shower, yard prayer, etc.

Code 22, Medical, increased from 365 grievances to 366. These grievances concerned quality of care, delay in care, medical procedures, medication issues, and special medical requests for physical therapy, eye care, footwear, and x-rays.

Code 23, Housing - Internal Block Affairs, decreased from 106 grievances to 80. These grievances concerned ventilation, lighting, showers, cleanliness, supplies, blankets, heat, denied chow, recreation, and call outs.

Code 49, Staff Conduct, decreased from 254 grievances to 233. These grievances alleged physical abuse, racial slurs, discrimination, threats, verbal abuse, and staff incompetence.

### **Greene Correctional Facility**

There were 194 grievances filed in 2003, a decrease from the 267 last year. The grievances from S-Block decreased from 102 last year to 46 in 2003.



Code 3, Correspondence, had 4 grievances in 2003, a decrease from the 35 last year. Grievance issues continue to include timeliness of mail delivery but the majority of the complaints were resolved without filing a grievance. The mail was not a problem in the last few months of the year.

Code 49, Staff Conduct, had 93 grievances in 2003, a decrease from the 96 last year. Grievance allegations included, verbal abuse, physical abuse, threats and incompetence.

### **Hudson Correctional Facility**

There were 79 grievances filed in 2003, an increase from the 37 last year.

Code 22, Medical, had 8 grievances in 2003, an increase from the 6 last year. Grievance issues included negligence, medical treatment, surgery, inadequate medical care and medication.

Code 49, Staff Conduct, had 35 grievances in 2003, an increase from the 18 last year. Grievance allegations included harassment by staff. However, no patterns or trends were noted.

### **Moriah Shock Correctional Facility**

There were no grievances filed in 2003, this is the same as last year.

### **Mt. McGregor Correctional Facility (Medium)**

There were 263 grievances filed in 2003, a decrease from the 300 last year.

Code 22, Medical, increased from 22 grievances to 43. These grievances concerned quality of care, delay in care, medical procedures, medication issues, and special medical requests for MRI, permits, medical excuses, hearing aid repairs, eye care, footwear and bottom bunk.

Code 30, Package Room, decreased from 33 grievances to 25. Most of these grievances concerned denied items such as footwear, pajamas, beard trimmer, folders, art supplies, etc. Other issues concerned delays in processing, visitor pick up of denied items, accuracy of the scale, and exchange policy.

Code 34, State Issue Items, increased from 5 grievances to 15. These grievances concerned used clothing issue, requests for new clothing, repairs, special sizes, etc.

Code 49, Staff Conduct, decreased from 93 grievances to 49. These grievances alleged physical abuse, racial slurs, theft, threats, verbal abuse and staff incompetence.

### **Mt. McGregor Correctional Facility (Minimum)**

There were 27 grievances filed in 2003, an increase from the 21 last year.

Code 22, Medical, increased from 1 grievance to 4. These grievances concerned delay in care, denied outside consultations and medication issues.

Code 49, Staff Conduct, increased from 7 grievances to 8. These grievances alleged threats and staff incompetence.

### **Washington Correctional Facility**

There were 93 grievances filed in 2003, a decrease from the 123 last year.

Code 22, Medical, increased from 26 grievances to 27. These grievances concerned quality of care, delay in care, medical procedures and medication issues.

Code 49, Staff Conduct, decreased from 27 grievances to 20. These grievances alleged physical abuse, racial slurs, threats, verbal abuse and staff incompetence.

## **ELMIRA HUB**

### **Auburn Correctional Facility**

There were 2,788 grievances filed in 2003, an increase from 2,085 last year.

The overall increase in grievances was credited to the December 2002 and June 2003 facility lock downs. Additionally, three inmates filed 246 grievances.

Code 18, Media Review, had 104 grievances in 2003, an increase from 38 last year. The increase is attributed to the change in Chairperson. These grievances concerned missing magazines and timeliness. A new tracking system was implemented to help document receipt.

Code 22, Medical, had 316 grievances filed in 2003, an increase from 275 last year. These grievances concerned the ability to see a doctor, outside specialists, medical attention and medications.

Code 24, Special Housing Units, had 171 grievances in 2003, an increase from 155 last year. These grievances concerned SHU policies and their enforcement.

Code 29, Inmate Property, had 120 grievances in 2003, an increase from 76 last year. These grievances resulted from inmate property not arriving with the inmate.

Code 30, Package Room, had 119 grievances in 2003, an increase from 89 last year. These grievances concerned item denials, holding items, missing items, overcharged for postage, opened items, choice of items when overweight package comes in and spoiled items.

Code 49, Staff Conduct, had 693 grievances in 2003, an increase from 463 last year. These grievances concerned allegations of threats, retaliation, harassment, assault, discrimination, sexual harassment, property destruction and improper frisks.

### **Butler Minimum Correctional Facility**

There were 38 grievances filed in 2003, an increase from the 19 last year.

Code 22, Medical, had 10 grievances in 2003, an increase from 4 last year. These grievances concerned the time spent waiting to see a doctor.

Code 49, Staff Conduct, had 13 grievances, an increase from 4 last year. These grievances were directly correlated to misbehavior reports received.

### **Butler ASAT Correctional Facility**

There were 34 grievances filed in 2003, an increase from the 7 last year.

Code 6, Guidance/Counseling Unit, had 4 grievances, an increase from 0 last year. These grievances resulted from miscommunications and all were either informally resolved or withdrawn.

Code 12, Work Assignments, had 5 grievances, an increase from 0 last year. These grievances concerned messhall programming.

### **Cayuga Correctional Facility**

There were 588 grievances filed in 2003, a decrease from the 970 last year. S-Block accounted for 342 grievances, a decrease from the 579 last year.

Code 18, Media Review, had 16 grievances, an increase from 6 last year. These grievances concerned being able to choose to have objectionable material blotted or cut out. The change in staffing of the committee appeared to encourage challenging their decision.

Code 22, Medical, had 109 grievances, a decrease from 133 last year. These grievances concerned medications, reasonable accommodations, requests to see the doctor, food allergies, eyeglasses, specialist requests and bottom bunks.

Code 23, Housing-Internal Block Affairs, had 43 grievances, an increase from 14 last year. These grievances concerned the nail clipper policy, cleaning times, headphone policy and general housing issues.

Code 49, Staff Conduct, had 71 grievances, a decrease from 132 last year. These grievances alleged threats, unprofessional conduct and use of force.

### **Elmira Correctional Facility**

There were 1,482 grievances filed in 2003, an increase from the 1,302 last year.

Code 22, Medical, had 226 grievances, an increase from 216 last year. These grievances concerned medications, specialists and lack of sick call.

Code 23, Housing-Internal Block Affairs, had 107 grievances, an increase from 77 last year. These grievances concerned privacy, hanging of clothes, standing counts, shower denial, call out denial and escorts for medical call outs.

Code 30, Package Room, had 84 grievances, an increase from 63 last year. These grievances concerned the return to sender policy, shipping costs, box fees, package delay, SHU packages and denial of refrigerated/frozen foods.

Code 37, Mess Hall, had 79 grievances, an increase from 56 last year. These grievances concerned cleanliness of the area, trays, utensils, food distribution, missing items and the Cold Alternative Diet.



Code 49, Staff Conduct, had 177 grievances, an increase from 159 last year. These grievances alleged discrimination, verbal abuse, physical abuse, sexual pat frisks and denial of recreation.

### **Five Points Correctional Facility**

There were 2,685 grievances filed in 2003, an increase from the 2,567 last year.

Code 16, Religion, had 23 grievances in 2003, an increase from 0 last year. These grievances concerned prayer/study groups, head wear, and Ramadan procedures.

Code 22, Medical, had 400 grievances in 2003, an increase from the 293 last year. These grievances concerned delay in care, outside appointments, medication renewal, inadequate care, medication denials, eyeglasses, bottom bunks, privacy during appointments, wheelchair repair, mobility assistants and treatment. The increasing number of wheelchair bound and handicap inmates contributed to the increase in grievances.

Code 23, Housing-Internal Block Affairs, had 282 grievances in 2003, an increase from the 266 last year. These grievances concerned ADA cell modifications, denial of recreation/meals/program/call outs, supply issues and requests to change cell mates.

Code 49, Staff Conduct, had 603 grievances in 2003, an increase from the 476 last year. These grievances alleged assaults, food tampering, retaliation, harassment, discrimination, threats, improper pat frisks and unprofessional conduct.

### **Monterey Shock Incarceration Correctional Facility**

There were no grievances filed in 2003, the same as last year.

### **Southport Correctional Facility**

There were 3,131 grievances filed in 2003, an increase from the 2,598 filed last year.

Code 3, Correspondence, had 253 grievances in 2003, an increase from 168 last year. These grievances concerned missing incoming/outgoing mail, missing magazines/newspapers and photos not permitted.

Code 5, Visiting, had 34 grievances in 2003, an increase from 25 last year. These grievances concerned delays, bathroom use and denial of visits.

Code 22, Medical, had 755 grievances in 2003, an increase from 599 last year. These grievances concerned proper medical treatment and requests to see the doctor.

Code 23, Housing-Internal Block Affairs, had 611 grievances in 2003, an increase from 463 last year. These grievances concerned showers, headphones, exercise, sick call, meals, supplies and call outs.

Code 40, Law Library, had 135 grievances in 2003, an increase from 119 last year. These grievances concerned denial of materials requested, legal supplies and typing service.

Code 49, Staff Conduct, had 262 grievances in 2003, a decrease from 274 last year. These grievances alleged verbal abuse, physical harassment, assault, profanity, racial slurs, food tampering and denial of showers.

### **Willard Drug Treatment Campus**

There were 3 grievances filed in 2003, an increase from the 1 last year. One grievance concerned the guidance unit, one concerned grievance procedures and one concerned cutting hair for the Shock program.

## **NEW YORK CITY HUB**

### **Arthur Kill Correctional Facility**

There were 1,024 grievances filed in 2003, an increase from the 908 last year. Five inmates accounted for 145 of the total grievances filed.

Code 2, Incentive Wage Allowance, had 16 grievances in 2003, a decrease from the 50 last year. This decrease in grievance activity is primarily attributed to program supervisors assuming responsibility for back pay and overtime issues.

Code 22, Medical, had 162 grievances in 2003, an increase from the 117 last year. Grievance issues included timely medication refills, access to specialist and responses from health staff.

Code 23, Housing-Internal Block Affairs, had 75 grievances in 2003, an increase from the 66 last year. Grievance issues continue to be double celling and the single cell seniority waiting list, not wanting to be double bunked or know where they are on the list.

Code 30, Package Room, had 76 grievances in 2003, an increase from the 57 last year. The increase is attributed to the lack of a regular officer who was off on extended leave and the retirement of the regular area Sergeant. Grievance issues included denied items (boots, clothes, electronic devices) and missing packages/items.

Code 49, Staff Conduct, had 149 grievances in 2003, a decrease from the 160 last year. The decrease is attributed to the fact that previously many of the issues dealing with the Stay-n-Out Program were being filed in this category and are now being processed as procedural issues. Many of the grievances in the category were related to the filing of a misbehavior report.

### **Bayview Correctional Facility**

There were 128 grievances filed in 2003, an increase from the 99 last year.

Code 22, Medical, had 31 grievances in 2003, an increase from the 22 last year. Grievances included issues regarding the doctor and nurses, request to see outside doctors and optical services, such as contact lenses and broken eyeglasses.

Code 49, Staff Conduct, had 46 grievances in 2003, an increase from the 34 last year. Grievance allegations included sexual misconduct, unprofessional conduct and threats. Many grievances appear related to the anticipation of receiving a misbehavior report.

### **Edgecombe Correctional Facility**

There were 0 grievances filed in 2003, the same as last year.

### **Fulton Correctional Facility**

There was 9 grievances filed in 2003, an increase from the 1 last year. The increase is attributed to the restructuring of the Relapse Program which requires participants to be in-house for 60 days, as opposed to 30 days previously. The grievances were in eight different codes and all but one were resolved at the facility level.

### **Lincoln Correctional Facility**

There were 0 grievances filed in 2003, the same as last year.

### **Queensboro Correctional Facility**

There were 38 grievances filed in 2003, a decrease from the 71 last year. The grievances were in 18 different codes and all were resolved at the facility level, with 33 being informally resolved.

### **Sing Sing Correctional Facility**

There were 1,670 grievances filed in 2003, a decrease from the 2,010 last year.

Code 17, Family Reunion Program, had 32 grievances in 2003, an increase from the 23 last year. Grievance issues included notification of receipt of applications, time between visits, application time and Family Reunion Program (FRP) units vacant.

Code 22, Medical, had 252 grievances in 2003, a decrease from the 298 last year. Grievance issues were in regard to medical attention, including specific procedures. A reduction in pharmacy complaints was noted.

Code 23, Housing-Internal Block Affairs, had 93 grievances in 2003, an increase from the 60 last year. Grievance issues included shower routine, double bunking, denied activities and razor exchange.

Code 30, Package Room, had 76 grievances in 2003, a decrease from the 126 last year. This decrease in grievance activity is primarily attributed to experienced staff in the package room and a facility policy issued this year clarifying the Package Room procedures. In addition, IGRC staff assist in the notification process to ensure inmates are aware they have a package.

Code 49, Staff Conduct, had 315 grievances in 2003, a decrease from the 437 last year. The decrease is attributed to the reduction in population with the closing of Tappan. Grievance allegations included verbal harassment, intimidation, threats and assault.

## **WENDE HUB**

### **Albion Correctional Facility**

There were 281 grievances filed in 2003, a decrease from the 360 last year.

Code 22, Medical, had 47 grievances in 2003, an increase from 45 last year. Issues concerned the quality of medical attention.

Code 24, Special Housing Units, had 55 grievances in 2003, an increase from 16 last year. Four inmates accounted for 45 of these grievances. The year 2003 was the first full year of operation for the new 48 bed Special Housing Unit.

Code 49, Staff Conduct, had 110 grievances in 2003, a decrease from 197 last year. The decrease in activity is credited to the transfer/release of several inmates who filed complaints in 2002. Additionally, the inmate population decreased from last year and the number of misbehavior reports declined in 2003, both having a direct correlation to the number of grievances filed. Most grievances concerned alleged verbal harassment, threats, profanity and physical assault.

### **Attica Correctional Facility**

There were 1,530 grievances filed in 2003, a decrease from the 1,539 last year.

Code 22, Medical, had 252 grievances in 2003, a decrease from the 262 last year. These grievances concerned lack of treatment, improper treatment, medications and disagreements with treatment plans.

Code 23, Housing-Internal Block Affairs, had 147 grievances in 2003, a decrease from the 163 last year. These grievances concerned heat, supply issues, cell location and denial of law library/recreation/meals/commissary/showers.

Code 24, Special Housing Units, had 103 grievances in 2003, an increase from the 69 last year. These grievances concerned heat, mattresses, recreation, showers, video cameras, water deprivation and cell cleaning.

Code 30, Package Room, had 61 grievances, an increase from the 53 last year. These grievances concerned denial of specific items, postage costs and the time frame to receive packages.

Code 49, Staff Conduct, had 174 grievances, a decrease from the 187 last year. These alleged grievances concerned harassment, threats, assault, profanity, mail tampering, racism and denial of food/recreation/cell power.

### **Buffalo Correctional Facility**

There were 0 grievances filed in 2003; the same as last year.



## **Collins Correctional Facility**

There were 922 grievances in 2003, an increase from the 866 last year.

Code 22, Medical, had 198 grievances in 2003, an increase from 179 last year. These grievances concerned delay in care, medical procedures, medications and special requests.

Code 29, Inmate Property, had 60 grievances in 2003, an increase from 31 last year. These grievances concerned destruction of property in S-Block, property review procedures in S-Block, lost/missing property, forced to mail out property and requests for reimbursement for lost/missing property.

Code 49, Staff Conduct, had 65 grievances in 2003, an increase from 40 last year. These grievances alleged physical abuse, threats, verbal abuse and inappropriate staff behavior.

## **Gowanda Correctional Facility**

There were 1,045 grievances filed in 2003, a decrease from the 1,072 last year.

Code 22, Medical, had 96 grievances in 2003, a decrease from 118 last year. These grievances resulted from staffing changes/issues in the pharmacy, reasonable accommodations and medical records copies.

Code 23, Housing-Internal Block Affairs, had 50 grievances in 2003, a decrease from 76 last year. The decrease is attributed to new procedures that were developed for the Community Lifestyles Program evaluations.

Code 30, Package Room, had 77 grievances in 2003, a decrease from 99 last year. Improvements were made to package room policies that reduced grievances that included the use of UPS, sergeants reviews and visitor option for disposal.

Code 35, Commissary, had 19 grievances in 2003, an increase from 8 last year. These grievances increased due to staffing issues and concerned delays at the commissary window.

Code 37, Mess Hall, had 33 grievances in 2003, an increase from 23 last year. These grievances concerned portion sizes, shortages during festivals and cook chill.

Code 42, Inmate Rights, had 30 grievances in 2003, an increase from 14 last year. Most grievances concerned FOIL.

Code 49, Staff Conduct, had 208 grievances in 2003, a decrease from 213 last year. These grievances alleged retaliation, verbal abuse, threats, racial remarks/discrimination, physical contact and unprofessional search/property damage.

### **Groveland Correctional Facility**

There were 298 grievances in 2003, a decrease from the 316 last year.

Code 22, Medical, had 77 grievances in 2003, a decrease from 103 last year. The decrease is credited to the hire of additional staff that included a full time doctor. Grievances concerned specialized care, medication, second opinions, permits and the medically unassigned.

Code 37, Mess Hall, had 3 grievances in 2003, a decrease from 21 last year. The year 2002 had an increase in grievances due to policy changes to which the inmates have become accustomed.

Code 49, Staff Conduct, had 81 grievances in 2003, an increase from 62 last year. These grievances mainly concerned allegations of verbal harassment and threats.

### **Lakeview Correctional Facility**

There were 1,023 grievances in 2003, an increase from the 441 last year. S-Block accounted for 986 grievances, an increase from the 429 last year.

Code 22, Medical, had 149 grievances in 2003, an increase from 70 last year. These grievances concerned special requests, quality of care, medications, medical procedures/sick call/FOIL and delay in care.

Code 23, Housing-Internal Block Affairs, had 111 grievances in 2003, an increase from 35 last year. These grievances concerned PIMs restrictions and reviews, SHU procedures such as cleaning, lights and mattresses, and SHU restrictions such as supplies, property and sergeant rounds.

Code 29, Inmate Property, had 82 grievances in 2003, an increase from 48 last year. These grievances concerned missing property, property limitations and restrictions.

Code 49, Staff Conduct, had 69 grievances in 2003, an increase from 47 last year. These grievances alleged physical threats, retaliation, inappropriate language, incompetence and staff harassment.

### **Livingston Correctional Facility**

There were 431 grievances filed in 2003, a decrease from the 516 last year.

Code 6, Guidance Unit/Counseling, had 22 grievances in 2003, an increase from the 14 last year. These grievances concerned the implementation of a relapse program for parole violators and earned eligibility criteria.

Code 22, Medical, had 125 grievances in 2003, an increase from the 99 last year. This increase is largely due to the increase in inmates with chronic and serious illnesses.

### **Orleans Correctional Facility**

There were 629 grievances filed in 2003, an increase from the 555 last year.

Code 22, Medical, had 146 grievances in 2003, an increase from the 119 last year. These grievances concerned medical treatments and doctor behavior.

Code 24, Special Housing Units, had 67 grievances in 2003, an increase from the 53 last year. These grievances concerned supplies, linen, toothpaste, nail clippers, extra blankets and razors.

Code 49, Staff Conduct, had 115 grievances in 2003, a decrease from the 135 last year. These grievances alleged verbal harassment, threats, retaliation, unprofessional conduct and discrimination.

### **Rochester Correctional Facility**

There was 1 grievance filed in 2003, an increase from the 0 last year. This grievance pertained to guidance/counseling and was informally resolved.

### **Wende Correctional Facility**

There were 1,779 grievances in 2003, an increase from 1,336 last year.

Code 3, Correspondence, had 97 grievances in 2003, an increase from the 94 last year. These grievances concerned the handling of legal mail, oversized envelopes and staff issues.

Code 22, Medical, had 334 grievances in 2003, an increase from the 204 last year. These grievances concerned proper medical attention, medications, sick call and specialists/outside doctors.

Code 23, Housing-Internal Block Affairs, had 298 grievances in 2003, an increase from the 197 last year. These grievances concerned haircuts, writing supplies, showers, recreation, call outs, phone calls, feed ups and heat.

Code 49, Staff Conduct, had 164 grievances in 2003, a decrease from the 250 last year. These grievances alleged assault, threats, discrimination, retaliation and harassment.

### **Wyoming Correctional Facility**

There were 640 grievances in 2003, an increase from the 575 last year.

Code 22, Medical, had 164 grievances in 2003, an increase from 144 last year. These grievances concerned faster treatment, medical treatment and outside specialist requests.

Code 49, Staff Conduct, had 82 grievances in 2003, a decrease from 129 last year. These grievances alleged staff profanity, mistreatment, assault, improper searches, and threats.

### **APPENDIX**

1. Inmate Grievance - A Statistical History
2. Grievances Filed By Facility By HUB
3. Grievances Filed Per 1,000 Inmates By Facility By HUB
4. 2003 Year End Statistical Report - All Facilities
5. 2003 Year End Code Classification Report - All Facilities
6. Central Office Review Committee (CORC) Year End Statistics
7. Central Office Review Committee (CORC) Year End Code Classification Sheet

## INMATE GRIEVANCE - A STATISTICAL HISTORY

Year	Pop/Dec.	Grievances Filed	Grievances Filed Per 1000	Grievances CORC	Grievances CMR
1982	28,499	10,184	357.33	1,459	141
1983	30,951	12,741	411.66	2,221	1,122
1984	33,809	20,308	600.65	3,178	1,518
1985	35,141	22,507	640.5	4,299	2,127
1986	38,647	26,656	689.68	4,610	2,056
1987	40,842	26,900	658.6	4,884	2,087
1988	46,207	27,295	590.7	4,490	1,976
1989	52,941	32,480	619.6	5,171	2,084
1990	56,325	31,577	560.6	4,865	1,071
1991	59,131	31,816	538.1	4,609	187
1992	63,627	31,199	490.3	5,531	---
1993	64,463	32,427	503.03	6,068	---
1994	66,750	35,815	536.55	7,547	---
1995	68,571	37,067	540.56	8,067	---
1996	69,846	37,236	533.1	8,468	---
1997	69,383	36,413	524.81	8,078	---
1998	70,350	42,350	601.99	8,536	---
1999	71,403	45,797	641.39	9,548	---
2000	70,490	41,281	585.63	10,527	---
2001	69,164	45,624	659.65	11,754	---
2002	67,117	44,399	661.52	12,395	---
2003	66,056	42,226	684.66	14,432	---

**NOTE:** The inmate population for 1988 through 1995 includes both state inmates and the New York City inmates at Cape Vincent and Riverview.



## GRIEVANCE SUBMISSIONS - HUB

<u>Oneida:</u>	<u>2001</u>	<u>2002</u>	<u>2003</u>
Camp Georgetown	7	22	7
Camp Pharsalia	61	106	47
Hale Creek - ASAT	97	74	38
Marcy/Marcy ASAT	592	558	577
Mid-State	996	816	578
Mohawk	501	576	759
Oneida	632	510	311
Summit Shock	19	12	17

<b>Total:</b>	<b>2,905</b>	<b>2,674</b>	<b>2,334</b>
---------------	--------------	--------------	--------------

### Watertown:

Cape Vincent	587	382	319
Gouverneur	1,195	740	605
Ogdensburg	165	178	148
Riverview	609	534	573
Watertown	326	288	279

<b>Total:</b>	<b>2,882</b>	<b>2,122</b>	<b>1,924</b>
---------------	--------------	--------------	--------------

### Clinton:

Adirondack	165	131	96
Altona	175	168	254
Bare Hill	606	744	867
Camp Gabriels	29	25	16
Chateaugay ASAT	45	57	45
Clinton - Annex	269	203	145
Clinton - Main	2,712	2,209	1,989
Franklin	447	475	455
Lyon Mt.	27	18	41
Upstate	4,000	4,068	3,860

<b>Total:</b>	<b>8,475</b>	<b>8,098</b>	<b>7,768</b>
---------------	--------------	--------------	--------------

### Sullivan:

Eastern	584	568	686
Mid-Orange	235	209	396
Otisville	268	189	300
Shawangunk	1,186	1,023	944
Sullivan	948	1,002	695
Ulster	104	96	85
Wallkill	249	276	257
Woodbourne	421	331	466

<b>Total:</b>	<b>3,995</b>	<b>3,694</b>	<b>3,829</b>
---------------	--------------	--------------	--------------

## GRIEVANCE SUBMISSIONS - HUB

<u>Green Haven:</u>	<u>2001</u>	<u>2002</u>	<u>2003</u>
Beacon	47	58	16
Bedford Hills	446	229	390
Downstate	94	52	86
Downstate Recep.	381	500	438
Fishkill	1,489	1,279	1,059
Green Haven	2,260	2,376	2,448
Taconic	90	88	62
<b>Total:</b>	<b>4,807</b>	<b>4,582</b>	<b>4,499</b>

### Great Meadow:

Coxsackie	711	655	661
Greene	251	267	194
Great Meadow	1,395	1,421	1,358
Hudson	37	34	79
Mt. McGregor/Min.	15	21	27
Mt. McGregor/Med.	134	300	263
Moriah Shock	0	0	0
Washington	126	123	93
<b>Total:</b>	<b>2,669</b>	<b>2,821</b>	<b>2,675</b>

### Wende:

Albion	269	360	281
Attica	1,558	1,539	1,530
Buffalo	5	0	0
Collins	967	866	922
Gowanda	800	1,072	1,045
Groveland	324	316	298
Lakeview	463	441	1,023
Lakeview Shock	0	0	0
Livingston	463	516	431
Orleans	528	555	629
Rochester	1	0	1
Wende	1,116	1,336	1,779
Wyoming	510	575	640
<b>Total:</b>	<b>7,004</b>	<b>7,570</b>	<b>8,579</b>

# GRIEVANCE SUBMISSIONS - HUB

<u>Elmira:</u>	<u>2001</u>	<u>2002</u>	<u>2003</u>
Auburn	2,163	2,085	2,788
Butler ASAT	25	7	34
Butler/Minimum	17	19	38
Cayuga	1,084	970	588
Elmira	1,014	1,302	1,482
Five Points	3,318	2,567	2,685
Monterey Shock	0	0	0
Southport	2,578	2,798	3,131
Willard	0	1	3
<b>Total:</b>	<b>10,199</b>	<b>9,749</b>	<b>10,749</b>
 <u>New York City:</u>			
Arthur Kill	600	908	1,024
Bayview	95	99	128
Edgecombe	0	0	0
Fulton	2	1	9
Lincoln	0	0	0
Queensboro	46	71	38
Sing Sing	1,947	2,010	1,670
<b>Total:</b>	<b>2,690</b>	<b>3,089</b>	<b>2,869</b>
 <b>Total Filed State Wide:</b>	<b>45,626</b>	<b>44,405</b>	<b>45,226</b>

**GRIEVANCES FILED PER 1000 INMATES - HUB**

<b><u>Oneida HUB:</u></b>	<b><u>2001</u></b>	<b><u>2002</u></b>	<b><u>2003</u></b>
Camp Georgetown	27.1	85.3	27.2
Camp Pharsalia	241.1	419.0	185.0
Hale Creek	211.3	170.9	81.9
Marcy	464.9	420.8	430.0
Mid-State	600.7	496.0	363.9
Mohawk	389.9	410.0	584.3
Oneida	541.1	431.1	263.6
Summit Shock	80.2	52.6	75.9

**Watertown HUB:**

Cape Vincent	526.0	342.9	286.9
Gouverneur	1,138.1	704.8	586.8
Ogdensburg	229.2	265.7	253.0
Riverview	547.2	479.8	514.8
Watertown	457.9	400.0	380.1

**Clinton HUB:**

Adirondack	248.9	231.9	173.6
Altona	325.3	358.2	538.1
Bare Hill	353.1	432.8	504.9
Camp Gabriels	85.3	87.6	193.3
Chateaugay	212.3	306.5	203.6
Clinton	1,330.7	1,072.3	985.1
Clinton-Annex	557.4	592.3	567.3
Franklin	276.6	298.0	266.7
Lyon Mt.	172.0	113.2	262.8
Upstate	3,091.2	3,195.6	3,151.0

**Sullivan HUB:**

Eastern	496.2	480.5	580.4
Mid-Orange	321.5	299.4	546.2
Otisville	391.8	310.3	505.9
Shawangunk	2,121.6	1,820.3	1,679.7
Sullivan	1,180.6	1,244.7	872.0
Ulster	129.5	114.6	102.5
Wallkill	415.7	461.5	431.9
Woodbourne	465.7	422.7	589.9

**GRIEVANCES FILED PER 1000 INMATES**

**Green Haven HUB:**

	<b><u>2001</u></b>	<b><u>2002</u></b>	<b><u>2003</u></b>
Beacon	196.7	250.0	81.2
Bedford Hills	529.7	270.7	454.5
Downstate	390.0	448.1	418.2
Fishkill	746.0	694.4	600.3
Green Haven	1071.1	1,122.3	1,152.0
Taconic	207.4	216.7	161.9

**Great Meadow HUB:**

Coxsackie	431.2	629.2	630.1
Hudson	57.2	59.6	140.6
Great Meadow	846.0	859.1	848.7
Greene	142.7	151.7	112.8
Mt. McGregor/Med	250.4	562.9	489.8
Mt. McGregor/Min	51.7	71.9	93.1
Moriah Shock	0.0	0.0	0.0
Washington	118.1	117.6	87.8

**Wende HUB:**

Albion	217.8	309.3	286-2
Attica	708.8	704.7	702.8
Buffalo	25.8	0.0	0.0
Collins	717.9	693.9	764.5
Gowanda	373.8	533.6	547.1
Groveland	221.5	254.8	240.5
Lakeview	769.1	736.0	2,228.8
Lakeview Shock	0.0	0.0	0.0
Livingston	547.3	599.3	497.1
Orleans	416.1	450.9	522.4
Rochester	8.8	0.0	11.9
Wende	1,196.1	1,427.3	1,912.9
Wyoming	289.8	341.8	376.2

**GRIEVANCES FILED PER 1000 INMATES - HUB**

<b><u>Elmira HUB:</u></b>	<b><u>2001</u></b>	<b><u>2002</u></b>	<b><u>2003</u></b>
Auburn	1,220.7	1,175.2	1,560.4
Butler ASAT	113.1	35.0	151.1
Butler Min.	58.6	67.1	136.2
Cayuga	941.0	932.7	577.6
Elmira	554.1	709.5	808.5
Five Points	2,294.8	1,776.5	1,875.0
Monterey Shock	0.0	0.0	0.0
Southport	3,106.0	3,379.2	3,715.5
Willard	0.0	1.2	3.6
 <b><u>New York City HUB:</u></b>			
Arthur Kill	631.6	961.9	1,082.5
Bayview	227.8	288.6	402.5
Edgecombe	0.0	0.0	0.0
Fulton	7.2	4.7	47.6
Lincoln	0.0	0.0	0.0
Queensboro	85.2	171.5	93.6
Sing Sing	862.6	874.7	855.5
 <b>STATEWIDE:</b>	<b>659.65</b>	<b>661.5</b>	<b>684.7</b>



INMATE GRIEVANCE PROGRAM  
2003 ALL REGIONS

	Current Month	YTD
1 Pending at Committee Level (On hand beginning of month)	896	XXXXX
2 Pending Superintendent's action (On hand beginning of month)	836	XXXXX
3 Grievances submitted during current month	205	45226
4 Total: lines 1+2+3	1936	XXXXX
5 Withdrawn	28	885
6 Informally Resolved	171	5145
7 Not Heard by Committee Passed thru to Supt. (Harassment, emergencies, unlawful, untimely)	43	8126
8 Heard by IGRC, closed favorable (No Appeal)	161	4602
9 Heard by IGRC, closed unfavorable (No Appeal)	177	5622
10 Heard by IGRC, Dismissed	73	2913
11 Heard by IGRC, Appealed to Supt.	210	10261
12 Heard by IGRC, Referred to Supt.	201	4902
13 Heard by IGRC, Passed through to Supt. (Committee deadlocked)	45	2770
14 End of report, pending IGRC (report next month line 1)	0	XXXXX
15 Total: lines 5 thru 14 (must equal total of lines 1 & 3)	1102	XXXXX
16 Answered by Supt, favorable (from lines 2,7,11 & 13)	86	2564
17 Answered by Supt, unfavorable (from lines 2,7,11 & 13)	807	18593
18 Referrals answered by Supt, favorable (from lines 2 & 12)	112	2042
19 Referrals answered by Supt, unfavorable (from lines 2 & 12)	225	2860
20 End of report, pending Supt. (report next month line 2)	0	XXXXX
21 Appeal to CORC, institutional	785	13315
22 Passed thru to CORC, departmental	0	42
23 Non-Calendared contacts	187	29130
24 Grievances from SHU	17	11100

All Regions - 12/31/2003  
PROGRAM SERVICES

	CM	YTD	Percent
1) Program Committee	0	818	1.8%
2) Incentive Wage Allowance	0	419	0.9%
3) Correspondence	0	1354	3.0%
4) Phone Home Program	0	172	0.4%
5) Visiting	0	503	1.1%
6) Guidance Unit/Counseling	0	817	1.8%
7) Recreation (TV, Yard, Movies, Radio, etc.)	0	585	1.3%
8) Adult Basic Education	0	74	0.2%
9) GED	0	101	0.2%
10) College Programs	0	5	0.0%
11) Vocational Programs	0	64	0.1%
12) Work Assignments	0	376	0.8%
13) Hobby Shop/Arts & Crafts	0	16	0.0%
14) Volunteer Services	0	6	0.0%
15) Special Events/Inmate Organizations	0	163	0.4%
16) Religion	0	572	1.3%
17) Family Reunion Program	0	167	0.4%
18) Media Review	0	459	1.0%
19) General Library	0	202	0.4%
20) ASAT	0	461	1.0%
HEALTH SERVICES			
21) Dental	0	753	1.7%
22) Medical	0	8377	18.5%
FACILITY OPERATIONS			
23) Housing - Internal Block Affairs	0	3742	8.3%
23.1) Smoke Free Policy	0	53	0.1%
24) Special Housing Units	0	1471	3.3%
25) Search & Seizure/Frisky/Contraband	0	513	1.1%
25.1) Strip Search	0	18	0.0%
25.2) Strip Frisk	0	31	0.1%
25.3) Pat Frisk (Female Inmate)	0	11	0.0%
26) Keyplock Policy & Procedure	0	173	0.4%
27) Tier I and II Policy & Procedure	0	436	1.0%
28) Tier III Policy & Procedure	0	518	1.1%
29) Inmate Property	0	1459	3.2%
30) Package Room - #4911	0	2099	4.6%
31) Rules & Regulations	0	679	1.5%
ADMINISTRATIVE SERVICES			
32) Industry	0	64	0.1%
33) Personal Property Claims - #2733	0	543	1.2%
34) State Issue - #3081 Clothing, #4009 Hygiene Items.	0	896	2.0%
35) Commissary	0	524	1.2%
36) Inmate Accounts	0	952	2.1%
37) Mess Hall	0	1385	3.1%
38) Laundry	0	217	0.5%
39) Facility Maintenance	0	660	1.5%
COUNSEL			
40) Law Library	0	1034	2.3%
41) Legal Mail	0	341	0.8%
42) Inmate Rights - Access/Courts/Counsel/Notary/etc.	0	592	1.3%
43) Mandatory Court Surcharge	0	19	0.0%
EXECUTIVE DIRECTION			
44) Inmate Grievance Program	0	712	1.6%
45) Temporary Release Committee	0	52	0.1%
46) Inter-Facility Transfers	0	306	0.7%
47) Grooming Standards	0	177	0.4%
48) Inmate Liaison Committee	0	42	0.1%
49) Staff Conduct	0	7437	16.4%
50) Miscellaneous	0	1606	3.6%
Total	0	45226	100.0%



STATE OF NEW YORK  
DEPARTMENT OF CORRECTIONAL SERVICES  
THE HARRIMAN STATE CAMPUS  
1220 WASHINGTON AVENUE  
ALBANY, N.Y. 12226-2050

GLENN S. GOORD  
COMMISSIONER

EDWARD J. McSY  
ASSISTANT COMMISSIONER  
EXECUTIVE ASSISTANT

MEMORANDUM

TO: Thomas G. Eagen, Director, IGP

FROM: Christopher Lindquist, IGP Coordinator  
Richard Mohrmann, IGP Coordinator *im*

RE: CORC Statistical Report, for December, 2003

DATE: January 15, 2004

I. A. Number of cases received in mail on appeal to CORC: 1,197  
B. Number of cases pending transmittal from previous period: 238  
C. Number of cases calendared but received prior month 0  
D. Number of cases pending from previous period 765  
E. Total active during period: 2,200

II. A. Number of cases transmitted during the period: 1,314  
B. Cases pending hearing:  
Recal CORC : 0  
1/7 Calendar : 325  
To be Calendared: : 331  
C. Total pending Hearing: 656  
D. Dispositions pending transmittal: 230  
E. Total active during period (II. E. Must equal I.E.): 2,200

III. Number of cases disposed during period:

	Month	YTD:
Prescreen:	1,306	14,432
CORC	<u>0</u>	<u>0</u>
	1,306	14,432

IV. Meritorious disposals: Month: 369 or 28.3% of total disposed  
YTD: 4,346 or 30.1 % of total disposed

V. Average Days date filed to date received CORC: Month: 45.6 YTD: 44.2  
Average Days at CORC: Month: 21.7 YTD: 27.4  
Average Days date filed to date distributed: Month: 67.3 YTD: 71.6

CL/RM/pc

	Year End 2003	Current Month	YTD
<b>CORC HEARINGS -</b>			
<b>PROGRAM SERVICES</b>			
) Program Committee		2	226
) Incentive Wage Allowance		1	78
) Correspondence		6	376
) Phone Home Program		0	54
) Visiting		3	127
) Guidance Unit/Counseling		3	309
) Recreation (TV, Yard, Movies, Radio, etc.)		2	158
) Adult Basic Education		0	23
) GED		0	29
) College Programs		0	5
) Vocational Programs		0	15
) Work Assignments		2	79
) Hobby Shop/Arts & Crafts		0	6
) Volunteer Services		0	2
) Special Events/Inmate Organizations		0	36
) Religion		7	195
) Family Reunion Program		0	44
) Media Review		1	61
) General Library		1	48
) ASAT		2	161
<b>HEALTH SERVICES</b>			
1) Dental		0	219
2) Medical		62	3268
<b>FACILITY OPERATIONS</b>			
3) Housing - Internal Block Affairs		10	872
3.1) Smoke-Free Policy		2	18
4) Special Housing Units		4	414
5) Search & Seizure/Frisks/Contraband		2	159
5.1) Strip Search		0	13
5.2) Strip Frisk		0	32
5.3) Pat Frisk (Female Inmates)		0	2
6) Keeplock Policy & Procedure		0	34
7) Tier I and II Policy & Procedure		0	98
8) Tier III Policy & Procedure		1	122
9) Inmate Property		3	215
0) Package Room - #4911		13	447
1) Rules & Regulations		3	234
<b>ADMINISTRATIVE SERVICES</b>			
2) Industry		0	30
3) Personal Property Claims - #2733		1	78
4) State Issue - #3081 Clothing, #4009 Hygiene items.		4	128
5) Commissary		0	106
6) Inmate Accounts		6	181
7) Mess Hall		13	423
8) Laundry		0	29
9) Facility Maintenance		1	169
<b>COUNSEL</b>			
0) Law Library		4	359
1) Legal Mail		1	133
2) Inmate Rights - Access/Courts/Counsel/Notary/etc.		3	197
3) Mandatory Court Surcharge		0	2
<b>EXECUTIVE DIRECTION</b>			
4) Inmate Grievance Program		9	323
5) Temporary Release Committee		0	16
6) Inter-Facility Transfers		1	140
7) Grooming Standards		1	38
8) Inmate Liaison Committee		0	21
9) Staff Conduct		51	3414
10) Miscellaneous		5	466
<b>Total</b>		<b>230</b>	<b>14432</b>

**NYS DEPARTMENT OF CORRECTIONAL SERVICES**

**INMATE GRIEVANCE PROGRAM**

A Compilation of Grievances Filed by Facility, HUB, Nature and Type  
2003

PROGRAM SERVICES															7	38	577	578	759	311	47	17
1	2	3	4	5	6	7	8	9	10	11	12	13	14	15								
Program Committee	0	0	1	10	10	0	0	0	0	0	0	0	0	0	0	0	0	0	0	0	0	0
Incentive Wage Allowance	0	0	3	6	12	4	2	0	0	0	0	0	0	0	0	0	0	0	0	0	0	0
Correspondence	0	0	7	10	29	4	0	0	0	0	0	0	0	0	0	0	0	0	0	0	0	0
Phone Home Program	0	0	5	0	4	2	0	0	0	0	0	0	0	0	0	0	0	0	0	0	0	0
Visiting	0	1	4	3	8	6	0	0	0	0	0	0	0	0	0	0	0	0	0	0	0	0
Guidance Unit/Counseling	0	0	5	36	9	20	0	0	0	0	0	0	0	0	0	0	0	0	0	0	0	0
Recreation (Yard, Radio, etc.)	0	0	7	2	20	2	0	0	0	0	0	0	0	0	0	0	0	0	0	0	0	0
Adult Basic Education	0	0	1	4	1	3	0	0	0	0	0	0	0	0	0	0	0	0	0	0	0	0
GED	0	0	0	0	0	0	0	0	0	0	0	0	0	0	0	0	0	0	0	0	0	0
College Programs	0	0	0	0	0	0	0	0	0	0	0	0	0	0	0	0	0	0	0	0	0	0
Vocational Programs	0	0	5	0	1	0	0	0	0	0	0	0	0	0	0	0	0	0	0	0	0	0
Work Assignments	0	0	2	0	12	3	6	0	0	0	0	0	0	0	0	0	0	0	0	0	0	0
Hobby Shop/Arts & Crafts	0	0	0	0	0	0	0	0	0	0	0	0	0	0	0	0	0	0	0	0	0	0
Volunteer Services	0	0	0	0	0	0	0	0	0	0	0	0	0	0	0	0	0	0	0	0	0	0
Special Events/Inmate Org.	0	0	0	0	0	0	0	0	0	0	0	0	0	0	0	0	0	0	0	0	0	0
Religion	0	0	0	0	0	0	0	0	0	0	0	0	0	0	0	0	0	0	0	0	0	0
Family Reunion Program	0	0	6	4	5	5	0	0	0	0	0	0	0	0	0	0	0	0	0	0	0	0
Media Review	0	0	7	1	6	1	0	0	0	0	0	0	0	0	0	0	0	0	0	0	0	0
General Library	0	0	1	1	0	1	0	0	0	0	0	0	0	0	0	0	0	0	0	0	0	0
ASAT	0	2	13	6	11	16	6	0	0	0	0	0	0	0	0	0	0	0	0	0	0	0
HEALTH SERVICES															0	0	0	0	0	0	0	0
Dental	0	0	6	9	0	0	4	0	0	0	0	0	0	0								
Medical	0	10	211	178	94	39	3	5	0	0	0	0	0	0	0	0	0	0	0	0	0	0
FACILITY OPERATIONS															0	0	0	0	0	0	0	0
Housing/Internal Block	0	1	8	33	28	15	0	0	0	0	0	0	0	0								
Smoking Policy	0	0	3	0	5	0	0	0	0	0	0	0	0	0	0	0	0	0	0	0	0	0
Special Housing Units	0	0	42	32	13	7	0	0	0	0	0	0	0	0	0	0	0	0	0	0	0	0
Search & Seizure/Contraband	0	0	2	15	16	3	0	0	0	0	0	0	0	0	0	0	0	0	0	0	0	0
Strip Search	0	0	1	0	0	0	0	0	0	0	0	0	0	0	0	0	0	0	0	0	0	0
Strip Frisk	0	0	1	0	0	0	0	0	0	0	0	0	0	0	0	0	0	0	0	0	0	0
Strip Frisk (Female Inmate)	0	0	0	0	0	0	0	0	0	0	0	0	0	0	0	0	0	0	0	0	0	0
Keeplock Policy & Procedure	0	0	0	0	0	0	0	0	0	0	0	0	0	0	0	0	0	0	0	0	0	0
Tier I and IIP & P	0	0	7	6	8	5	0	0	0	0	0	0	0	0	0	0	0	0	0	0	0	0
Tier III Policy & Procedure	0	0	3	5	11	1	0	0	0	0	0	0	0	0	0	0	0	0	0	0	0	0
Inmate Property	0	0	2	7	20	10	0	0	0	0	0	0	0	0	0	0	0	0	0	0	0	0
Package Room - #4911	0	2	9	27	59	23	2	0	0	0	0	0	0	0	0	0	0	0	0	0	0	0
Rules & Regulations	0	0	3	18	27	4	0	0	0	0	0	0	0	0	0	0	0	0	0	0	0	0
ADMINISTRATIVE SERVICES															0	0	0	0	0	0	0	0
Industry	0	0	0	0	0	0	0	0	0	0	0	0	0	0								
Property Claims - #2733	0	0	18	1	7	0	0	0	0	0	0	0	0	0	0	0	0	0	0	0	0	0
State Issue - Dir. #3081, #4009.	0	0	7	8	16	0	0	0	0	0	0	0	0	0	0	0	0	0	0	0	0	0
Commissary	0	0	8	1	7	1	0	0	0	0	0	0	0	0	0	0	0	0	0	0	0	0
Inmate Accounts	0	0	11	3	13	0	0	0	0	0	0	0	0	0	0	0	0	0	0	0	0	0
Mess Hall	0	1	28	24	46	3	0	0	0	0	0	0	0	0	0	0	0	0	0	0	0	0
Laundry	0	0	1	0	1	0	0	0	0	0	0	0	0	0	0	0	0	0	0	0	0	0
Facility Maintenance	0	0	12	6	20	0	0	0	0	0	0	0	0	0	0	0	0	0	0	0	0	0
COUNSEL															0	0	0	0	0	0	0	0
Law Library	0	0	13	7	3	3	1	0	0	0	0	0	0	0								
Legal Mail	0	1	11	3	4	1	0	0	0	0	0	0	0	0	0	0	0	0	0	0	0	0
Inmate Rights - Courts/Notary/etc.	0	0	16	5	1	3	0	0	0	0	0	0	0	0	0	0	0	0	0	0	0	0
Mandatory Court Surcharge	0	0	0	0	0	0	0	0	0	0	0	0	0	0	0	0	0	0	0	0	0	0
EXECUTIVE DIRECTION															0	0	0	0	0	0	0	0
Inmate Grievance Program	0	0	6	7	7	2	0	0	0	0	0	0	0	0								
Temporary Release Committee	0	0	0	0	2	0	0	0	0	0	0	0	0	0	0	0	0	0	0	0	0	0
Inter-Facility Transfers	0	0	4	4	7	9	0	0	0	0	0	0	0	0	0	0	0	0	0	0	0	0
Grooming Standards	0	0	1	0	0	0	0	0	0	0	0	0	0	0	0	0	0	0	0	0	0	0
Inmate Liaison Committee	0	0	0	0	0	1	2	0	0	0	0	0	0	0	0	0	0	0	0	0	0	0
Staff Conduct	7	19	59	70	182	75	22	7	0	0	0	0	0	0	0	0	0	0	0	0	0	0
Miscellaneous	0	0	8	26	25	20	4	0	0	0	0	0	0	0	0	0	0	0	0	0	0	0
TOTALS															7	38	577	578	759	311	47	17



# WATERTOWN HUB

	Cape Vincent	Gouverneur	Ogdensburg	Riverview	Watertown
<b>PROGRAM SERVICES</b>					
1 Program Committee	12	2	11	10	2
2 Incentive Wage Allowance	4	5	4	4	4
3 Correspondence	34	12	0	3	8
4 Phone Home Program	2	0	1	4	1
5 Visiting	2	4	0	4	3
6 Guidance Unit/Counseling	11	13	2	17	8
7 Recreation (Yard, Radio, etc.)	0	2	1	6	3
8 Adult Basic Education	0	0	0	3	1
9 GED	0	2	0	4	1
10 College Programs	0	0	0	0	0
11 Vocational Programs	0	1	0	3	0
12 Work Assignments	0	11	4	2	3
13 Hobby Shop/Arts & Crafts	0	0	0	0	0
14 Volunteer Services	0	0	0	0	0
15 Special Events/Inmate Org.	3	3	3	1	2
16 Religion	0	7	1	6	2
17 Family Reunion Program	0	0	0	0	0
18 Media Review	0	5	0	1	0
19 General Library	0	1	0	5	1
20 ASAT	5	21	9	17	8
<b>HEALTH SERVICES</b>					
21 Dental	16	23	1	11	6
22 Medical	41	85	23	120	61
<b>FACILITY OPERATIONS</b>					
23 Housing/Internal Block	22	6	12	20	22
23.1 Smoking Policy	2	0	1	1	0
24 Special Housing Units	5	50	0	14	6
25 Search & Seizure/Contraband	0	9	4	9	5
25.1 Strip Search	0	0	0	0	0
25.2 Strip Frisk	0	1	0	0	0
25.3 Strip Frisk (Female Inmate)	0	0	0	0	0
26 Kepplock Policy & Procedure	1	3	1	0	0
27 Tier I and II P & P	3	4	4	26	12
28 Tier III Policy & Procedure	8	17	1	8	0
29 Inmate Property	3	41	1	11	2
30 Package Room - #4911	10	30	2	41	14
31 Rules & Regulations	2	14	5	1	7
<b>ADMINISTRATIVE SERVICES</b>					
32 Industry	0	0	0	1	0
33 Property Claims - #2733	4	6	2	4	4
34 State Issue - Dir. #3081, #4009.	3	11	3	15	1
35 Commissary	1	6	0	4	1
36 Inmate Accounts	7	13	0	4	6
37 Mess Hall	8	27	4	11	8
38 Laundry	1	2	0	1	0
39 Facility Maintenance	2	10	0	2	1
<b>COUNSEL</b>					
40 Law Library	0	10	1	3	2
41 Legal Mail	0	4	0	3	0
42 Inmate Rights - Courts/Notary/etc.	5	1	0	2	0
43 Mandatory Court Surcharge	0	0	0	0	0
<b>EXECUTIVE DIRECTION</b>					
44 Inmate Grievance Program	6	16	1	5	1
45 Temporary Release Committee	0	0	1	4	0
46 Inter-Facility Transfers	1	4	1	7	0
47 Grooming Standards	4	4	0	7	1
48 Inmate Liaison Committee	0	0	0	1	0
49 Staff Conduct	88	91	38	132	63
50 Miscellaneous	0	0	0	0	0

1	Program Committee	3	10	11	0	0	1	33	1	5	0	2
2	Incentive Wage Allowance	6	0	10	0	15	4	4	0	4	1	4
3	Correspondence	3	13	18	1	73	2	12	1	0	86	1
4	Phone Home Program	0	0	3	0	8	1	0	0	1	0	1
5	Visiting	0	3	9	2	11	0	2	0	0	29	0
6	Guidance Unit/Counseling	2	9	7	3	18	2	7	0	1	11	1
7	Recreation (Yard, Radio, etc.)	2	2	9	0	26	2	3	0	1	62	1
8	Adult Basic Education	0	0	0	0	1	0	0	0	0	10	0
9	GED	0	0	4	0	2	0	0	0	0	0	0
10	College Programs	0	0	0	0	0	0	0	0	0	1	1
11	Vocational Programs	0	0	2	0	1	0	1	0	0	0	1
12	Work Assignments	3	10	1	18	2	8	0	1	3	0	3
13	Hobby Shop/Arts & Crafts	0	0	0	0	1	0	0	0	0	0	0
14	Volunteer Services	0	0	0	0	0	0	0	0	0	0	0
15	Special Events/Inmate Org.	0	0	6	0	7	0	2	0	0	0	0
16	Religion	0	0	28	2	37	4	3	0	1	26	1
17	Family Reunion Program	0	0	0	0	5	0	0	0	0	0	0
18	Media Review	0	0	6	0	17	2	2	0	0	55	0
19	General Library	0	1	1	0	9	0	0	0	1	26	1
20	ASAT	1	7	23	0	12	0	11	0	2	2	2

21	Dental	1	4	45	0	36	5	32	1	2	11
22	Medical	12	41	208	2	338	20	123	3	3	887

23	Housing/Internal Block	10	9	37	0	255	7	17	1	1	353
3.1	Smoking Policy	2	0	5	0	0	0	0	0	0	0
24	Special Housing Units	0	0	19	0	36	0	7	0	0	36
25	Search & Seizure/Contraband	0	2	7	1	19	2	2	0	0	18
5.1	Strip Search	0	0	0	0	0	0	0	0	0	3
5.2	Strip Frisk	0	3	1	0	0	0	0	0	0	5
5.3	Pal Frisk (Female Inmate)	0	0	0	0	0	0	0	0	0	0
26	Kepplock Policy & Procedure	0	0	0	0	13	0	2	0	0	14
27	Tier I and II P & P	0	5	16	0	45	1	1	0	1	17
28	Tier III Policy & Procedure	0	1	6	0	32	3	2	1	0	71
29	Inmate Property	7	7	16	1	88	0	0	2	0	142
30	Package Room - #4911	3	23	30	0	67	7	17	0	4	69
31	Rules & Regulations	1	2	5	1	11	2	8	0	0	12

32	Industry	0	0	0	0	0	2	1	0	0
33	Property Claims - #2733	2	2	2	0	5	22	0	1	49
34	State Issue - Dir. #3081, #4009.	2	3	8	0	34	4	2	1	96
35	Commissary	1	4	7	2	31	2	7	0	29
36	Inmate Accounts	5	1	21	0	72	0	1	0	45
37	Mess Hall	0	2	16	2	36	2	3	0	163
38	Laundry	4	1	1	0	12	1	1	0	25
39	Facility Maintenance	2	2	0	1	18	0	0	0	5

40	Law Library	0	13	15	0	59	2	4	0	200
41	Legal Mail	0	2	17	0	21	4	0	0	7
42	Inmate Rights - Courts/Notary/etc.	0	4	4	0	36	1	7	0	99
43	Mandatory Court Surcharge	0	0	1	0	0	0	0	0	0

44	Inmate Grievance Program	0	4		25	0	39	0	6	0	70
45	Temporary Release Committee	0	0	3	2	0	0	4	0	2	0
46	Inter-Facility Transfers	1	4	32	0	13	1	15	1	2	13
47	Grooming Standards	0	2	9	0	6	0	3	0	0	17
48	Inmate Liaison Committee	0	0	0	0	0	0	0	0	2	0
49	Staff Conduct	19	58	112	21	232	58	103	5	10	867
50	Miscellaneous	4	7	51	1	112	1	22	1	0	125

3860

# SULLIVAN HUB

	Eastern	Mid-Orange	Olisville	Shawangunk	Sullivan	Ulster	Wallkill	Woodbourne
<b>PROGRAM SERVICES</b>								
1 Program Committee	13	20	11	16	36	1	3	23
2 Incentive Wage Allowance	5	5	4	11	11	0	4	8
3 Correspondence	20	6	8	23	12	1	5	6
4 Phone Home Program	4	3	0	7	4	0	0	1
5 Visiting	7	6	2	26	16	0	4	4
6 Guidance Unit/Counseling	17	4	20	15	18	1	7	11
7 Recreation (Yard, Radio, etc.)	8	6	0	29	8	0	5	3
8 Adult Basic Education	1	0	1	1	0	0	0	1
9 GED	5	6	7	1	2	0	6	1
10 College Programs	0	0	0	0	0	0	0	0
11 Vocational Programs	2	1	1	2	0	0	5	1
12 Work Assignments	30	0	6	9	5	1	6	5
13 Hobby Shop/Arts & Crafts	1	1	0	1	0	0	0	2
14 Volunteer Services	0	0	0	1	0	0	0	0
15 Special Events/Inmate Org.	6	1	1	11	3	0	0	1
16 Religion	9	3	3	28	5	0	7	5
17 Family Reunion Program	6	8	0	16	12	1	3	4
18 Media Review	2	2	0	5	1	0	0	1
19 General Library	1	3	1	3	1	0	0	1
20 ASAT	34	10	17	6	1	0	18	5
<b>HEALTH SERVICES</b>								
21 Dental	3	7	0	6	14	2	0	1
22 Medical	152	82	77	155	103	11	64	93
<b>FACILITY OPERATIONS</b>								
23 Housing/Internal Block	48	31	18	83	57	3	18	34
23.1 Smoking Policy	0	0	0	0	0	1	2	1
24 Special Housing Units	7	0	0	36	43	1	0	1
25 Search & Seizure/Contraband	12	4	3	14	18	0	1	8
25.1 Strip Search	0	1	0	0	0	0	0	0
25.2 Strip Frisk	0	0	0	0	0	0	0	0
25.3 Strip Frisk (Female Inmate)	0	0	0	0	0	0	0	0
26 Kepplock Policy & Procedure	0	2	0	2	0	0	0	1
27 Tier I and II P & P	6	1	1	3	4	1	2	0
28 Tier III Policy & Procedure	3	1	0	6	13	0	0	0
29 Inmate Property	21	4	7	40	10	2	0	2
30 Package Room - #4911	61	15	27	107	28	4	8	32
31 Rules & Regulations	3	6	15	23	52	4	2	14
<b>ADMINISTRATIVE SERVICES</b>								
32 Industry	1	1	0	0	0	0	0	0
33 Property Claims - #2733	0	1	5	5	13	0	0	0
34 State Issue - Dir. #3081, #4009.	4	8	4	8	8	2	5	4
35 Commissary	8	8	2	4	8	0	4	5
36 Inmate Accounts	13	7	4	24	8	3	4	5
37 Mess Hall	13	8	15	27	15	5	1	18
38 Laundry	0	0	0	0	0	0	0	2
39 Facility Maintenance	15	14	5	9	21	0	16	16
<b>COUNSEL</b>								
40 Law Library	15	0	3	16	25	0	2	9
41 Legal Mail	3	4	1	6	5	0	2	3
42 Inmate Rights - Courts/Notary/etc.	26	1	0	47	0	0	4	16
43 Mandatory Court Surcharge	0	0	0	0	1	0	0	0
<b>EXECUTIVE DIRECTION</b>								
44 Inmate Grievance Program	11	7	6	15	15	0	1	12
45 Temporary Release Committee	1	0	0	1	0	0	0	2
46 Inter-Facility Transfers	1	0	0	2	2	0	2	3
47 Grooming Standards	1	1	0	0	7	0	0	0
48 Inmate Liaison Committee	4	5	0	0	3	0	0	0
49 Staff Conduct	60	60	27	69	78	34	39	50

PROGRAM SERVICES													
1	Program Committee	0	2	0	0	0	0	27	0	92	0	0	0
2	Incentive Wage Allowance	0	1	6	0	0	0	30	15	2	0	0	0
3	Correspondence	0	5	1	10	53	48	0	0	0	0	0	0
4	Phone Home Program	0	0	0	9	2	8	0	0	0	0	0	0
5	Visiting	0	10	2	7	17	39	2	0	0	0	0	0
6	Guidance Unit/Counseling	0	0	1	14	14	70	0	0	0	0	0	0
7	Recreation (Yard, Radio, etc.)	0	1	0	5	13	17	1	0	0	0	0	0
8	Adult Basic Education	0	0	0	0	1	0	0	0	0	0	0	0
9	GED	0	1	0	0	0	0	0	0	0	0	0	0
10	College Programs	0	0	0	0	0	0	0	0	0	0	0	0
11	Vocational Programs	0	0	0	0	1	2	0	0	0	0	0	0
12	Work Assignments	1	5	0	1	13	25	2	0	0	0	0	0
13	Hobby Shop/Arts & Crafts	0	0	0	0	0	3	0	0	0	0	0	0
14	Volunteer Services	0	0	0	0	0	0	0	0	0	0	0	0
15	Special Events/Inmate Org.	0	0	0	0	4	14	0	0	0	0	0	0
16	Religion	0	2	0	6	4	31	0	0	0	0	0	0
17	Family Reunion Program	0	5	0	0	4	30	0	0	0	0	0	0
18	Media Review	0	0	0	1	5	89	0	0	0	0	0	0
19	General Library	0	0	0	1	4	8	0	0	0	0	0	0
20	ASAT	0	0	0	0	6	2	0	0	0	0	0	0
HEALTH SERVICES													
21	Dental	1	0	0	10	11	0	0	11	0	0	0	0
22	Medical	4	34	21	32	291	373	14	0	0	0	0	0
FACILITY OPERATIONS													
23	Housing/Internal Block	0	25	6	40	20	329	7	0	0	0	0	0
23.1	Smoking Policy	0	0	0	0	2	0	0	0	0	0	0	0
24	Special Housing Units	0	39	0	6	55	72	0	0	0	0	0	0
25	Search & Seizure/Contraband	0	0	1	2	15	17	0	0	0	0	0	0
25.1	Strip Search	0	0	0	0	0	1	0	0	0	0	0	0
25.2	Strip Frisk	0	1	0	0	0	0	0	0	0	0	0	0
25.3	Strip Frisk (Female Inmate)	0	5	0	0	0	0	0	0	0	0	0	0
26	Keppelock Policy & Procedure	0	3	0	2	1	13	0	0	0	0	0	0
27	Tier I and II P & P	0	2	0	2	18	21	0	0	0	0	0	0
28	Tier III Policy & Procedure	0	0	0	1	21	17	0	0	0	0	0	0
29	Inmate Property	0	1	4	18	41	60	0	0	0	0	0	0
30	Package Room - #4911	0	18	10	16	44	242	1	0	0	0	0	0
31	Rules & Regulations	0	23	2	4	12	46	0	0	0	0	0	0
ADMINISTRATIVE SERVICES													
32	Industry	0	0	0	0	1	5	0	0	0	0	0	0
33	Property Claims - #2733	0	5	3	19	12	47	0	0	0	0	0	0
34	State Issue - Dir. #3081, #4009.	0	7	4	60	14	40	2	0	0	0	0	0
35	Commissary	0	6	1	0	7	28	1	0	0	0	0	0
36	Inmate Accounts	0	7	3	10	24	97	1	0	0	0	0	0
37	Mess Hall	0	7	2	15	34	34	3	0	0	0	0	0
38	Laundry	0	2	0	0	3	6	1	0	0	0	0	0
39	Facility Maintenance	0	1	2	4	25	28	1	0	0	0	0	0
COUNSEL													
40	Law Library	0	11	0	15	10	35	2	0	0	0	0	0
41	Legal Mail	0	0	1	2	18	8	0	0	0	0	0	0
42	Inmate Rights - Courts/Notary/etc.	1	0	1	16	19	14	0	0	0	0	0	0
43	Mandatory Court Surcharge	0	0	0	1	1	1	1	0	0	0	0	0
EXECUTIVE DIRECTION													
44	Inmate Grievance Program	0	2	1	2	12	33	0	0	0	0	0	0
45	Temporary Release Committee	0	1	1	1	0	1	0	0	0	0	0	0
46	Inter-Facility Transfers	0	0	0	7	4	9	0	0	0	0	0	0
47	Grooming Standards	8	1	0	10	5	2	0	0	0	0	0	0
48	Inmate Liaison Committee	0	0	0	0	0	3	0	0	0	0	0	0
49	Staff Conduct	0	142	10	69	136	261	17	0	0	0	0	0
50	Miscellaneous	1	15	3	20	5	100	4	0	0	0	0	0
TOTALS													
		16	390	86	438	1059	2448	62					



# GREAT MEADOW HUB

Coxsackie Great Meadow Greene Hudson Moriah McGregor MedMcGregor Min Washington

## PROGRAM SERVICES

1 Program Committee	4	20	1	0	0	0	5	0	1
2 Incentive Wage Allowance	17	21	0	4	0	0	2	1	0
3 Correspondence	12	32	4	0	0	0	6	1	0
4 Phone Home Program	3	21	0	0	0	0	2	0	1
5 Visiting	11	12	11	1	0	0	3	1	1
6 Guidance Unit/Counseling	3	47	2	4	0	0	3	0	2
7 Recreation (Yard, Radio, etc.)	43	22	0	1	0	0	4	0	2
8 Adult Basic Education	2	14	0	0	0	0	2	0	0
9 GED	1	0	1	0	0	0	1	0	0
10 College Programs	0	0	1	0	0	0	0	0	0
11 Vocational Programs	0	2	1	0	0	0	0	0	0
12 Work Assignments	23	18	1	2	0	0	2	0	1
13 Hobby Shop/Arts & Crafts	0	0	0	0	0	0	0	0	0
14 Volunteer Services	0	0	0	0	0	0	0	0	0
15 Special Events/Inmate Org.	2	7	0	0	0	0	1	0	0
16 Religion	10	29	1	1	0	0	1	0	2
17 Family Reunion Program	1	3	0	0	0	0	0	0	0
18 Media Review	14	0	2	0	0	0	2	2	0
19 General Library	9	10	3	0	0	0	2	0	0
20 ASAT	3	0	3	3	0	0	10	1	1

## HEALTH SERVICES

21 Dental	4	32	1	5	0	0	15	2	0
22 Medical	52	366	15	8	0	0	43	4	27

## FACILITY OPERATIONS

23 Housing/Internal Block	25	80	5	2	0	0	3	1	5
23.1 Smoking Policy	0	0	0	0	0	0	0	0	0
24 Special Housing Units	5	52	9	0	0	0	1	0	0
25 Search & Seizure/Contraband	14	24	0	0	0	0	0	0	1
25.1 Strip Search	2	0	0	1	0	0	0	0	0
25.2 Strip Frisk	0	1	1	0	0	0	0	0	0
25.3 Strip Frisk (Female Inmate)	0	0	0	0	0	0	0	0	0
26 Keeplock Policy & Procedure	1	2	0	0	0	0	0	0	0
27 Tier I and II P & P	0	7	0	0	0	0	4	0	0
28 Tier III Policy & Procedure	2	12	0	0	0	0	0	0	1
29 Inmate Property	11	31	1	0	0	0	1	0	2
30 Package Room - #4911	47	36	3	1	0	0	25	2	2
31 Rules & Regulations	8	11	3	2	0	0	11	0	2

## ADMINISTRATIVE SERVICES

32 Industry	0	0	0	0	0	0	0	0	0
33 Property Claims - #2733	2	5	2	0	0	0	9	0	1
34 State Issue - Dir. #3081, #4009.	22	12	2	0	0	0	15	0	1
35 Commissary	12	9	0	0	0	0	1	0	0
36 Inmate Accounts	22	32	2	0	0	0	7	1	3
37 Mess Hall	38	28	10	0	0	0	1	0	3
38 Laundry	11	22	0	0	0	0	0	0	0
39 Facility Maintenance	21	14	2	0	0	0	8	1	1

## COUNSEL

40 Law Library	13	11	1	1	0	0	9	0	5
41 Legal Mail	6	13	2	0	0	0	0	0	1
42 Inmate Rights - Courts/Notary/etc.	5	9	2	1	0	0	0	0	1
43 Mandatory Court Surcharge	0	0	0	0	0	0	0	0	0

## EXECUTIVE DIRECTION

44 Inmate Grievance Program	13	15	2	2	0	0	2	0	1
45 Temporary Release Committee	0	0	0	0	0	0	0	2	0
46 Inter-Facility Transfers	8	12	2	3	0	0	5	0	5
47 Grooming Standards	7	5	1	0	0	0	2	0	0
48 Inmate Liaison Committee	3	1	0	0	0	0	0	0	0
49 Staff Conduct	134	233	93	35	0	0	49	8	20
50 Miscellaneous	45	22	4	0	0	0	0	0	0

1	Program Committee	44	2	0	2	3	8	51	2
2	Incentive Wage Allowance	0	0	0	1	5	37	0	1
3	Correspondence	59	0	1	23	26	69	0	253
4	Phone Home Program	6	0	0	2	5	5	0	0
5	Visiting	12	1	0	6	25	19	0	34
6	Guidance Unit/Counseling	35	4	0	20	15	12	0	34
7	Recreation (Yard, Radio, etc.)	19	0	0	12	40	24	0	46
8	Adult Basic Education	5	0	0	0	0	4	0	1
9	GED	7	0	0	0	15	5	0	4
10	College Programs	0	0	0	0	1	0	0	0
11	Vocational Programs	0	0	0	0	1	10	0	1
12	Work Assignments	34	5	2	2	8	6	0	0
13	Hobby Shop/Arts & Crafts	1	0	0	0	0	0	0	0
14	Volunteer Services	0	0	0	0	1	0	0	0
15	Special Events/Inmate Org.	33	0	0	4	9	0	0	0
16	Religion	63	0	0	4	22	23	0	32
17	Family Reunion Program	8	0	0	0	10	6	0	0
18	Media Review	104	0	0	16	3	13	0	12
19	General Library	13	0	0	14	13	9	0	6
20	ASAT	18	0	0	19	16	8	0	1

21 Dental	13	3	1	5	33	24	0	0
22 Medical	316	8	10	109	226	400	0	755

23 Housing/Internal Block	100	3	0	43	107	282	0	611	0
23.1 Smoking Policy	3	0	0	1	3	6	0	0	0
24 Special Housing Units	171	0	0	32	62	192	0	14	0
25 Search & Seizure/Contraband	27	0	0	11	22	4	0	23	0
25.1 Slip Search	5	0	0	0	0	1	0	0	0
25.2 Slip Fisk	2	0	0	0	2	3	0	0	0
25.3 Slip Fisk (Female Inmate)	0	0	0	0	0	0	0	0	0
26 Keeplock Policy & Procedure	28	0	0	1	5	3	0	2	0
27 Tier I and II P & P	46	0	0	5	18	12	0	11	0
28 Tier III Policy & Procedure	31	0	0	2	27	5	0	56	0
29 Inmate Property	120	0	0	9	46	60	0	193	0
30 Package Room - #4811	119	0	0	27	84	187	0	26	0
31 Rules & Regulations	20	0	1	13	27	18	0	36	0

32	Industry	7	0	0	0	0	36	0	0	0
33	Property Claims - #2733	38	0	1	6	10	40	0	35	0
34	State Issue - Dir. #3081, #4009.	38	2	0	20	12	49	0	46	0
35	Commissary	34	0	0	10	29	52	0	19	0
36	Immalia Accounts	56	0	0	14	22	89	0	56	0
37	Mess Hall	57	0	0	28	79	81	0	80	0
38	Laundry	3	0	4	6	9	12	0	38	0
39	Facility Maintenance	61	0	0	5	25	9	0	61	0

	0	1	2	3	4	5	6	7	8	9	TOTAL
40 Law Library	62	0	1	5	47	54	0	135			
41 Legal Mail	26	0	0	5	14	21	0	43			
42 Innate Rights - Courts/Notary/etc.	13	1	2	1	12	18	0	48			
43 Mandatory Court Surcharge	0	0	0	0	2	0	0	1			

[illegible]

TOTALS	2788	34	38	588	1482	2685	0	3131	3
--------	------	----	----	-----	------	------	---	------	---



	Arthur Kill	Bayview	Edgemoor	Fulton	Lincoln	Sing Sing	Queensboro
<b>PROGRAM SERVICES</b>							
1 Program Committee	29	3	0	0	0	29	0
2 Incentive Wage Allowance	16	3	0	0	0	44	3
3 Correspondence	10	0	0	0	0	43	0
4 Phone Home Program	10	0	0	0	0	12	0
5 Visiting	22	0	0	2	0	17	0
6 Guidance Unit/Counseling	16	0	0	0	0	8	7
7 Recreation (Yard, Radio, etc.)	19	0	0	0	0	14	1
8 Adult Basic Education	1	0	0	0	0	0	0
9 GED	3	0	0	0	0	0	0
10 College Programs	0	0	0	0	0	0	0
11 Vocational Programs	1	0	0	0	0	2	0
12 Work Assignments	9	0	0	1	0	11	0
13 Hobby Shop/Arts & Crafts	2	0	0	0	0	2	0
14 Volunteer Services	0	0	0	0	0	0	0
15 Special Events/Inmate Org.	2	0	0	0	0	4	0
16 Religion	15	1	0	0	0	16	0
17 Family Reunion Program	0	0	0	0	0	32	0
18 Media Review	21	0	0	0	0	4	0
19 General Library	4	0	0	0	0	6	0
20 ASAT	0	2	0	1	0	7	0
<b>HEALTH SERVICES</b>							
21 Dental	2	1	0	1	0	29	1
22 Medical	162	33	0	1	0	252	6
<b>FACILITY OPERATIONS</b>							
23 Housing/Internal Block	75	3	0	0	0	93	1
23.1 Smoking Policy	1	0	0	0	0	3	1
24 Special Housing Units	2	0	0	0	0	37	0
25 Search & Seizure/Contraband	23	1	0	0	0	65	0
25.1 Ship Search	0	0	0	0	0	0	0
25.2 Ship Frisk	1	1	0	0	0	2	0
25.3 Ship Frisk (Female Inmate)	0	0	0	0	0	0	0
26 Keellock Policy & Procedure	0	2	0	0	0	50	0
27 Tier I and II P & P	1	1	0	0	0	8	0
28 Tier III Policy & Procedure	0	0	0	0	0	18	0
29 Inmate Property	17	0	0	0	0	57	1
30 Package Room - #4911	76	3	0	0	0	76	0
31 Rules & Regulations	49	1	0	0	0	21	0
<b>ADMINISTRATIVE SERVICES</b>							
32 Industry	1	0	0	0	0	0	0
33 Property Claims - #2733	17	0	0	0	0	16	1
34 State Issue - Dir. #3081, #4009	44	2	0	0	0	57	0
35 Commissary	25	0	0	0	0	39	1
36 Inmate Accounts	19	2	0	0	0	52	1
37 Mess Hall	44	16	0	1	0	25	2
38 Laundry	1	0	0	0	0	6	0
39 Facility Maintenance	28	0	0	0	0	36	2
<b>COUNSEL</b>							
40 Law Library	10	0	0	0	0	18	2
41 Legal Mail	3	0	0	0	0	22	2
42 Inmate Rights - Courts/Notary/etc.	16	0	0	0	0	25	0
43 Mandatory Court Surcharge	0	0	0	0	0	4	0
<b>EXECUTIVE DIRECTION</b>							
44 Inmate Grievance Program	14	0	0	0	0	11	2
45 Temporary Release Committee	0	1	0	0	0	7	0
46 Inter-Facility Transfers	7	1	0	0	0	7	0
47 Grooming Standards	1	0	0	1	0	2	1
48 Inmate Liaison Committee	3	0	0	0	0	0	0
49 Staff Conduct	149	46	0	1	0	315	2
50 Miscellaneous	52	5	0	0	0	0	0

PROGRAM SERVICES																
1	Program Committee	7	71	0	7	15	4	2	0	0	4	9	0	0	83	22
2	Incentive Wage Allowance	0	14	0	9	12	1	0	0	0	8	3	0	0	2	21
3	Correspondence	1	37	0	15	30	7	59	0	0	3	26	0	0	97	24
4	Phone Home Program	0	2	0	4	13	0	0	0	0	2	2	0	0	5	6
5	Visiting	0	12	0	18	10	3	6	0	0	12	10	0	0	17	4
6	Guidance Unit/Counseling	0	12	0	29	21	15	5	0	0	22	34	1	0	49	43
7	Recreation (Yard, Radio, etc.)	0	10	0	21	17	1	17	0	0	4	1	0	0	12	9
8	Adult Basic Education	0	1	0	4	2	0	0	0	0	3	0	0	0	2	4
9	GED	0	1	0	0	8	1	4	0	0	2	0	0	0	1	4
10	College Programs	0	0	0	0	0	0	0	0	0	0	0	0	0	0	0
11	Vocational Programs	0	1	0	4	3	1	0	0	0	1	1	0	0	2	2
12	Work Assignments	1	6	0	0	11	7	1	0	0	1	2	0	0	9	12
13	Hobby Shop/Arts & Crafts	0	2	0	0	0	0	0	0	0	0	0	0	0	0	0
14	Volunteer Services	0	0	0	0	0	0	0	0	0	0	0	0	0	1	0
15	Special Events/Inmate Org.	1	6	0	0	2	2	0	0	0	0	0	0	0	5	1
16	Religion	0	20	0	13	10	4	17	0	0	1	4	0	0	40	2
17	Family Reunion Program	0	4	0	2	1	0	0	0	0	0	0	0	0	5	1
18	Media Review	0	1	0	8	1	0	16	0	0	1	5	0	0	19	6
19	General Library	3	6	0	12	2	0	13	0	0	2	1	0	0	1	2
20	ASAT	1	2	0	4	17	2	2	0	0	15	6	0	0	22	26
HEALTH SERVICES																
21	Dental	0	22	0	25	15	7	21	0	0	25	7	0	0	27	31
22	Medical	47	252	0	198	96	77	152	0	0	125	145	0	0	334	164
FACILITY OPERATIONS																
23	Housing/Internal Block	10	147	0	15	50	15	110	0	0	15	15	0	0	298	18
23.1	Smoking Policy	0	1	0	0	2	0	0	0	0	0	1	0	0	0	0
24	Special Housing Units	55	103	0	49	4	1	6	0	0	4	67	0	0	70	6
25	Search & Seizure/Contraband	4	35	0	2	22	1	18	0	0	0	4	0	0	2	1
25.1	Strip Search	1	1	0	0	0	0	1	0	0	0	0	0	0	0	1
25.2	Strip Frisk	1	1	0	0	0	0	1	0	0	0	2	0	0	0	0
25.3	Strip Frisk (Female Inmate)	6	0	0	0	0	0	0	0	0	0	0	0	0	0	0
26	Keeplock Policy & Procedure	0	3	0	1	0	0	5	0	0	4	0	0	0	4	0
27	Tier I and II P & P	0	16	0	16	31	3	13	0	0	6	2	0	0	13	0
28	Tier III Policy & Procedure	0	58	0	15	7	0	29	0	0	4	2	0	0	16	1
29	Inmate Property	3	82	0	60	16	5	82	0	0	3	3	0	0	68	18
30	Package Room - #4911	3	61	0	34	77	6	12	0	0	11	32	0	0	93	24
31	Rules & Regulations	3	30	0	7	22	8	13	0	0	5	6	0	0	21	12
ADMINISTRATIVE SERVICES																
32	Industry	0	1	0	0	0	0	0	0	0	0	0	0	0	1	0
33	Property Claims - #2733	1	20	0	23	37	0	18	0	0	3	7	0	0	10	2
34	State Issue - Dir. #3081, #4009.	3	32	0	45	14	3	44	0	0	8	18	0	0	17	4
35	Commissary	0	10	0	13	19	1	17	0	0	7	0	0	0	25	5
36	Inmate Accounts	0	35	0	30	18	1	23	0	0	5	4	0	0	31	14
37	Mess Hall	9	27	0	52	33	3	62	0	0	18	29	0	0	63	13
38	Laundry	0	9	0	3	0	0	19	0	0	0	1	0	0	8	0
39	Facility Maintenance	2	24	0	17	19	5	47	0	0	7	12	0	0	5	10
COUNSEL																
40	Law Library	3	27	0	18	13	1	34	0	0	2	20	0	0	53	4
41	Legal Mail	0	15	0	4	11	4	10	0	0	3	1	0	0	2	2
42	Inmate Rights - Courts/Nolan/etc.	0	4	0	21	30	8	23	0	0	2	10	0	0	9	2
43	Mandatory Court Surcharge	0	1	0	0	3	0	0	0	0	1	0	0	0	0	1
EXECUTIVE DIRECTION																
44	Inmate Grievance Program	1	28	0	12	8	2	28	0	0	8	3	0	0	49	12
45	Temporary Release Committee	0	1	0	0	2	1	1	0	0	1	2	0	0	3	2
46	Inter-Facility Transfers	0	13	0	10	24	9	4	0	0	2	0	0	0	1	7
47	Grooming Standards	1	0	0	3	14	5	17	0	0	0	0	0	0	0	2
48	Inmate Liaison Committee	0	3	0	1	4	0	0	0	0	0	0	0	0	0	0
49	Staff Conduct	110	174	0	65	208	81	71	0	0	67	116	0	0	164	82
50	Miscellaneous	4	87	0	19	71	3	0	0	0	18	11	0	0	20	13
TOTALS																
281		1530	0	922	1045	298	1023	0	431	629	1	1779	640			

### **UNUSUAL INCIDENTS**

**The following tables show unusual incidents by type by facility for incidents occurring during 2003.**

UNUSUAL INCIDENTS: JANUARY - DECEMBER 2003  
TYPE BY PRISON

FACILITY	2003
<b>MAXIMUM SECURITY</b>	
<b>ATTICA</b>	
ACCIDENT	3
ASSAULT ON INMATE	35
ASSAULT ON STAFF	55
CONTRABAND	102
DEATH	7
DISRUPTIVE BEHAVIOR	20
EMPLOYEE MISCONDUCT	4
PROPERTY LOST STOLEN	1
SUICIDE ATTEMPT	1
EMPLOYEE WEAPON USE	12
OTHER INCIDENTS	10
<b>TOTAL</b>	<b>250</b>
<b>AUBURN</b>	
ACCIDENT	7
ASSAULT ON INMATE	78
ASSAULT ON STAFF	39
CONTRABAND	150
DEATH	6
DISRUPTIVE BEHAVIOR	7
EMPLOYEE MISCONDUCT	4
FIRE	1
PROPERTY DESTRUCTION	2
SELF-INJURY	2
SEXUAL MISCONDUCT	4
SUICIDE ATTEMPT	2
EMPLOYEE WEAPON USE	2
OTHER INCIDENTS	8
<b>TOTAL</b>	<b>326</b>
<b>BEDFORD-F.</b>	
ACCIDENT	8
ASSAULT ON INMATE	4
ASSAULT ON STAFF	15
CONTRABAND	9
DEATH	3
DISRUPTIVE BEHAVIOR	1
EMPLOYEE MISCONDUCT	7
PROPERTY LOST STOLEN	7
SELF-INJURY	3
OTHER INCIDENTS	4

(continued)

UNUSUAL INCIDENTS: JANUARY - DECEMBER 2003  
TYPE BY PRISON

FACILITY	2003
TOTAL	61
CLINTON	
ACCIDENT	11
ASSAULT ON INMATE	92
ASSAULT ON STAFF	25
ASSAULT ON OTHER	1
CONTRABAND	138
DEATH	10
DISRUPTIVE BEHAVIOR	27
EMPLOYEE MISCONDUCT	6
FIRE	1
PROPERTY LOST STOLEN	4
SELF-INJURY	3
SEXUAL MISCONDUCT	3
EMPLOYEE WEAPON USE	17
OTHER INCIDENTS	16
TOTAL	354
COXSACKIE	
ACCIDENT	1
ASSAULT ON INMATE	28
ASSAULT ON STAFF	9
CONTRABAND	53
DEATH	1
DISRUPTIVE BEHAVIOR	3
UTILITIES DISRUPTION	1
EMPLOYEE MISCONDUCT	4
PROPERTY LOST STOLEN	4
SUICIDE ATTEMPT	1
EMPLOYEE WEAPON USE	7
OTHER INCIDENTS	3
TOTAL	115
COXSACKIE RMU	
DEATH	28
DISRUPTIVE BEHAVIOR	1
TOTAL	29
DOWNSTATE	
ACCIDENT	4
ASSAULT ON INMATE	15

(continued)

UNUSUAL INCIDENTS: JANUARY - DECEMBER 2003  
TYPE BY PRISON

FACILITY	2003
ASSAULT ON STAFF	16
CONTRABAND	29
DEATH	2
DISRUPTIVE BEHAVIOR	7
EMPLOYEE MISCONDUCT	1
PROPERTY LOST STOLEN	4
SUICIDE ATTEMPT	1
EMPLOYEE WEAPON USE	1
OTHER INCIDENTS	4
TOTAL	84
EASTERN	
ACCIDENT	5
ASSAULT ON INMATE	3
ASSAULT ON STAFF	2
CONTRABAND	16
DEATH	3
DISRUPTIVE BEHAVIOR	2
EMPLOYEE MISCONDUCT	2
PROPERTY LOST STOLEN	3
SEXUAL MISCONDUCT	4
OTHER INCIDENTS	4
TOTAL	44
ELMIRA	
ACCIDENT	15
ASSAULT ON INMATE	102
ASSAULT ON STAFF	32
ASSAULT ON OTHER	1
CONTRABAND	107
DEATH	10
DISRUPTIVE BEHAVIOR	10
EMPLOYEE MISCONDUCT	2
ESCAPE	1
ATTEMPTED ESCAPE	1
PROPERTY LOST STOLEN	2
SELF-INJURY	5
SEXUAL MISCONDUCT	1
SUICIDE ATTEMPT	3
EMPLOYEE WEAPON USE	10
OTHER INCIDENTS	14
TOTAL	316
FIVE POINTS	

(continued)

UNUSUAL INCIDENTS: JANUARY - DECEMBER 2003  
TYPE BY PRISON

FACILITY	2003
ACCIDENT	3
ASSAULT ON INMATE	28
ASSAULT ON STAFF	19
CONTRABAND	57
DEATH	4
DISRUPTIVE BEHAVIOR	21
UTILITIES DISRUPTION	1
EMPLOYEE MISCONDUCT	1
FIRE	1
SELF-INJURY	1
SEXUAL MISCONDUCT	4
SUICIDE ATTEMPT	2
EMPLOYEE WEAPON USE	1
OTHER INCIDENTS	7
TOTAL	3
	152
GREAT MEADOW	
ACCIDENT	4
ASSAULT ON INMATE	38
ASSAULT ON STAFF	55
ASSAULT ON OTHER	1
CONTRABAND	82
DEATH	3
DISRUPTIVE BEHAVIOR	16
FIRE	1
PROPERTY LOST STOLEN	5
SELF-INJURY	4
SEXUAL MISCONDUCT	1
SUICIDE ATTEMPT	1
EMPLOYEE WEAPON USE	32
OTHER INCIDENTS	12
TOTAL	255
GREEN HAVEN	
ACCIDENT	5
ASSAULT ON INMATE	18
ASSAULT ON STAFF	37
CONTRABAND	65
DEATH	5
DISRUPTIVE BEHAVIOR	1
UTILITIES DISRUPTION	1
EMPLOYEE MISCONDUCT	2
FIRE	1
PROPERTY DESTRUCTION	1
PROPERTY LOST STOLEN	1

(continued)



UNUSUAL INCIDENTS: JANUARY - DECEMBER 2003  
TYPE BY PRISON

FACILITY	2003
SELF-INJURY	4
SUICIDE ATTEMPT	1
EMPLOYEE WEAPON USE	2
OTHER INCIDENTS	14
TOTAL	158
SHAWANGUNK	
ACCIDENT	3
ASSAULT ON INMATE	4
ASSAULT ON STAFF	4
CONTRABAND	21
DEATH	1
DISRUPTIVE BEHAVIOR	1
PROPERTY LOST STOLEN	2
SELF-INJURY	1
EMPLOYEE WEAPON USE	1
OTHER INCIDENTS	11
TOTAL	49
SING SING	
ACCIDENT	12
ASSAULT ON INMATE	30
ASSAULT ON STAFF	26
CONTRABAND	114
DEATH	4
DISRUPTIVE BEHAVIOR	4
EMPLOYEE MISCONDUCT	8
ATTEMPTED ESCAPE	2
FIRE	1
PROPERTY LOST STOLEN	2
SELF-INJURY	1
SEXUAL MISCONDUCT	3
EMPLOYEE WEAPON USE	14
OTHER INCIDENTS	11
TOTAL	232
SOUTHPORT	
ACCIDENT	1
ASSAULT ON INMATE	18
ASSAULT ON STAFF	40
CONTRABAND	45
DEATH	2
DISRUPTIVE BEHAVIOR	4

(continued)

UNUSUAL INCIDENTS: JANUARY - DECEMBER 2003  
TYPE BY PRISON

FACILITY	2003
EMPLOYEE MISCONDUCT	1
EMPLOYEE WEAPON USE	6
OTHER INCIDENTS	8
TOTAL	125
SULLIVAN	
ACCIDENT	10
ASSAULT ON INMATE	3
ASSAULT ON STAFF	9
ASSAULT ON OTHER	1
CONTRABAND	13
DEATH	2
DISRUPTIVE BEHAVIOR	4
EMPLOYEE MISCONDUCT	1
FIRE	1
PROPERTY LOST STOLEN	3
SEXUAL MISCONDUCT	1
SUICIDE ATTEMPT	1
EMPLOYEE WEAPON USE	1
OTHER INCIDENTS	4
TOTAL	54
UPSTATE	
ACCIDENT	9
ASSAULT ON INMATE	11
ASSAULT ON STAFF	42
ASSAULT ON OTHER	1
CONTRABAND	74
DEATH	2
DISRUPTIVE BEHAVIOR	28
EMPLOYEE MISCONDUCT	2
FIRE	1
SELF-INJURY	2
EMPLOYEE WEAPON USE	31
OTHER INCIDENTS	23
TOTAL	226
WALSH RMU	
ACCIDENT	2
ASSAULT ON INMATE	3
ASSAULT ON STAFF	8
CONTRABAND	2
DEATH	27

(continued)

UNUSUAL INCIDENTS: JANUARY - DECEMBER 2003  
TYPE BY PRISON

FACILITY	2003
PROPERTY LOST STOLEN	1
OTHER INCIDENTS	4
TOTAL	47
WENDE	
ACCIDENT	7
ASSAULT ON INMATE	39
ASSAULT ON STAFF	21
CONTRABAND	69
DEATH	3
DISRUPTIVE BEHAVIOR	8
EMPLOYEE MISCONDUCT	2
FIRE	1
PROPERTY LOST STOLEN	3
SELF-INJURY	1
EMPLOYEE WEAPON USE	12
OTHER INCIDENTS	4
TOTAL	170
WENDE RHU	
ACCIDENT	1
ASSAULT ON INMATE	1
ASSAULT ON STAFF	2
CONTRABAND	1
DEATH	1
FIRE	1
PROPERTY LOST STOLEN	2
OTHER INCIDENTS	2
TOTAL	21
MEDIUM SECURITY	
ADIRONDACK	
ACCIDENT	8
ASSAULT ON INMATE	4
ASSAULT ON STAFF	6
CONTRABAND	12
DISRUPTIVE BEHAVIOR	1
SEXUAL MISCONDUCT	1
TOTAL	32
ALBION-F.	

(continued)

UNUSUAL INCIDENTS: JANUARY - DECEMBER 2003  
TYPE BY PRISON

FACILITY	2003
ACCIDENT	11
ASSAULT ON INMATE	5
ASSAULT ON STAFF	6
CONTRABAND	15
DEATH	1
DISRUPTIVE BEHAVIOR	7
EMPLOYEE MISCONDUCT	2
PROPERTY DESTRUCTION	1
PROPERTY LOST STOLEN	2
SELF-INJURY	1
TEMPORARY RELEASE	6
OTHER INCIDENTS	5
TOTAL	62
ALTONA	
ACCIDENT	1
ASSAULT ON STAFF	1
CONTRABAND	3
DISRUPTIVE BEHAVIOR	2
UTILITIES DISRUPTION	1
EMPLOYEE MISCONDUCT	2
FIRE	2
PROPERTY LOST STOLEN	1
OTHER INCIDENTS	2
TOTAL	15
ARTHUR KILL	
ACCIDENT	2
ASSAULT ON INMATE	5
ASSAULT ON STAFF	4
CONTRABAND	3
DEATH	6
EMPLOYEE MISCONDUCT	1
PROPERTY LOST STOLEN	6
SELF-INJURY	1
SEXUAL MISCONDUCT	1
EMPLOYEE WEAPON USE	1
OTHER INCIDENTS	1
TOTAL	31
BARE HILL	
ACCIDENT	7
ASSAULT ON INMATE	8

(continued)

UNUSUAL INCIDENTS: JANUARY - DECEMBER 2003  
TYPE BY PRISON

FACILITY	2003
ASSAULT ON STAFF	2
CONTRABAND	22
PROPERTY LOST STOLEN	1
SELF-INJURY	1
SEXUAL MISCONDUCT	2
SUICIDE ATTEMPT	1
OTHER INCIDENTS	6
TOTAL	50
BAYVIEW-FEMALE	
ASSAULT ON INMATE	1
CONTRABAND	2
EMPLOYEE MISCONDUCT	1
PROPERTY LOST STOLEN	1
TEMPORARY RELEASE	27
TOTAL	32
BUTLER ASACTC	
ACCIDENT	4
ASSAULT ON INMATE	1
DISRUPTIVE BEHAVIOR	1
OTHER INCIDENTS	1
TOTAL	7
CAPE VINCENT	
ACCIDENT	4
ASSAULT ON INMATE	1
ASSAULT ON STAFF	2
CONTRABAND	7
DEATH	1
DISRUPTIVE BEHAVIOR	1
EMPLOYEE MISCONDUCT	2
FIRE	1
PROPERTY LOST STOLEN	1
SEXUAL MISCONDUCT	4
TOTAL	24
CAYUGA	
ACCIDENT	5
ASSAULT ON INMATE	6
CONTRABAND	15

(continued)

UNUSUAL INCIDENTS: JANUARY - DECEMBER 2003  
TYPE BY PRISON

FACILITY	2003
DEATH	3
DISRUPTIVE BEHAVIOR	3
EMPLOYEE MISCONDUCT	1
SEXUAL MISCONDUCT	1
SUICIDE ATTEMPT	1
EMPLOYEE WEAPON USE	1
OTHER INCIDENTS	2
TOTAL	38
CHATEAUGAY ASACTC	
ACCIDENT	1
CONTRABAND	1
OTHER INCIDENTS	2
TOTAL	4
COLLINS	
ACCIDENT	9
ASSAULT ON INMATE	10
ASSAULT ON STAFF	2
CONTRABAND	23
DEATH	2
DISRUPTIVE BEHAVIOR	14
PROPERTY LOST STOLEN	1
SELF-INJURY	2
SEXUAL MISCONDUCT	5
EMPLOYEE WEAPON USE	9
OTHER INCIDENTS	9
TOTAL	86
FISHKILL	
ACCIDENT	19
ASSAULT ON INMATE	4
ASSAULT ON STAFF	7
CONTRABAND	23
DEATH	18
DISRUPTIVE BEHAVIOR	2
EMPLOYEE MISCONDUCT	3
PROPERTY LOST STOLEN	3
TEMPORARY RELEASE	20
OTHER INCIDENTS	9
TOTAL	108

(continued)

UNUSUAL INCIDENTS: JANUARY - DECEMBER 2003  
TYPE BY PRISON

FACILITY	2003
<b>FRANKLIN</b>	
ACCIDENT	6
ASSAULT ON INMATE	6
ASSAULT ON STAFF	5
CONTRABAND	28
DEATH	3
DISRUPTIVE BEHAVIOR	2
EMPLOYEE MISCONDUCT	1
ATTEMPTED ESCAPE	1
EMPLOYEE WEAPON USE	1
OTHER INCIDENTS	3
<b>TOTAL</b>	<b>56</b>
<b>GOUVERNEUR</b>	
ACCIDENT	2
ASSAULT ON INMATE	4
ASSAULT ON STAFF	2
CONTRABAND	4
DISRUPTIVE BEHAVIOR	1
EMPLOYEE MISCONDUCT	1
<b>TOTAL</b>	<b>14</b>
<b>GOWANDA</b>	
ACCIDENT	6
ASSAULT ON INMATE	3
ASSAULT ON STAFF	1
CONTRABAND	14
DEATH	1
DISRUPTIVE BEHAVIOR	2
EMPLOYEE MISCONDUCT	1
PROPERTY LOST STOLEN	1
SEXUAL MISCONDUCT	1
EMPLOYEE WEAPON USE	2
OTHER INCIDENTS	2
<b>TOTAL</b>	<b>34</b>
<b>GREENE</b>	
ACCIDENT	7
ASSAULT ON INMATE	17
ASSAULT ON STAFF	11
CONTRABAND	39
DISRUPTIVE BEHAVIOR	4

(continued)



UNUSUAL INCIDENTS: JANUARY - DECEMBER 2003  
TYPE BY PRISON

FACILITY	2003
EMPLOYEE MISCONDUCT	3
PROPERTY LOST STOLEN	3
SEXUAL MISCONDUCT	6
OTHER INCIDENTS	2
TOTAL	92
GROVELAND	
ACCIDENT	9
ASSAULT ON INMATE	1
ASSAULT ON STAFF	3
CONTRABAND	15
DEATH	2
DISRUPTIVE BEHAVIOR	1
EMPLOYEE MISCONDUCT	1
FIRE	3
PROPERTY LOST STOLEN	2
SEXUAL MISCONDUCT	2
OTHER INCIDENTS	6
TOTAL	45
HALE CREEK ASACTC	
ACCIDENT	2
ASSAULT ON STAFF	1
PROPERTY LOST STOLEN	1
TEMPORARY RELEASE	1
TOTAL	5
HUDSON	
ACCIDENT	5
CONTRABAND	5
UTILITIES DISRUPTION	1
ESCAPE	1
PROPERTY DESTRUCTION	1
SEXUAL MISCONDUCT	1
TEMPORARY RELEASE	28
TOTAL	42
LIVINGSTON	
ACCIDENT	7
ASSAULT ON INMATE	5
ASSAULT ON STAFF	1

(continued)

UNUSUAL INCIDENTS: JANUARY - DECEMBER 2003  
TYPE BY PRISON

FACILITY	2003
ASSAULT ON OTHER	1
CONTRABAND	12
DEATH	1
DISRUPTIVE BEHAVIOR	2
SEXUAL MISCONDUCT	2
OTHER INCIDENTS	1
TOTAL	32
MARCY	
ACCIDENT	8
ASSAULT ON INMATE	1
ASSAULT ON STAFF	3
CONTRABAND	23
DEATH	3
EMPLOYEE MISCONDUCT	3
FIRE	3
SELF-INJURY	1
OTHER INCIDENTS	2
TOTAL	8
TOTAL	52
MARCY ASACTC	
CONTRABAND	1
TOTAL	1
HID-ORANGE	
ACCIDENT	3
ASSAULT ON STAFF	2
CONTRABAND	10
DEATH	3
EMPLOYEE MISCONDUCT	1
SEXUAL MISCONDUCT	2
TOTAL	21
HID-STATE	
ACCIDENT	9
ASSAULT ON INMATE	9
ASSAULT ON STAFF	3
CONTRABAND	21
DEATH	2
DISRUPTIVE BEHAVIOR	3
EMPLOYEE MISCONDUCT	1

(continued)

UNUSUAL INCIDENTS: JANUARY - DECEMBER 2003  
TYPE BY PRISON

FACILITY	2003
PROPERTY LOST STOLEN	1
SUICIDE ATTEMPT	2
EMPLOYEE WEAPON USE	1
OTHER INCIDENTS	3
TOTAL	55
MOHAWK	
ACCIDENT	9
ASSAULT ON INMATE	4
ASSAULT ON OTHER	1
CONTRABAND	13
DEATH	2
DISRUPTIVE BEHAVIOR	1
UTILITIES DISRUPTION	1
FIRE	1
SEXUAL MISCONDUCT	1
OTHER INCIDENTS	1
TOTAL	34
NT. MCGREGOR	
ACCIDENT	6
ASSAULT ON INMATE	2
ASSAULT ON STAFF	2
CONTRABAND	4
DEATH	4
EMPLOYEE MISCONDUCT	2
PROPERTY LOST STOLEN	3
OTHER INCIDENTS	1
TOTAL	24
OGDENSBURG	
ACCIDENT	3
ASSAULT ON INMATE	3
ASSAULT ON STAFF	3
CONTRABAND	4
DEATH	1
OTHER INCIDENTS	2
TOTAL	16
ONEIDA	
ACCIDENT	5

(continued)

UNUSUAL INCIDENTS: JANUARY - DECEMBER 2003  
TYPE BY PRISON

FACILITY	2003
ASSAULT ON INMATE	1
ASSAULT ON STAFF	5
CONTRABAND	11
DEATH	1
DISRUPTIVE BEHAVIOR	1
PROPERTY LOST STOLEN	1
SEXUAL MISCONDUCT	3
OTHER INCIDENTS	2
TOTAL	30
ORLEANS	
ACCIDENT	7
ASSAULT ON INMATE	2
ASSAULT ON STAFF	6
CONTRABAND	8
DEATH	2
DISRUPTIVE BEHAVIOR	4
PROPERTY LOST STOLEN	3
OTHER INCIDENTS	2
TOTAL	34
OTISVILLE	
ACCIDENT	7
ASSAULT ON INMATE	1
CONTRABAND	2
DEATH	1
ATTEMPTED ESCAPE	1
PROPERTY LOST STOLEN	2
OTHER INCIDENTS	2
TOTAL	16
RIVERVIEW	
ACCIDENT	12
ASSAULT ON INMATE	3
ASSAULT ON STAFF	5
CONTRABAND	15
DEATH	2
DISRUPTIVE BEHAVIOR	4
EMPLOYEE MISCONDUCT	1
SEXUAL MISCONDUCT	2
OTHER INCIDENTS	6
TOTAL	50

(continued)

UNUSUAL INCIDENTS: JANUARY - DECEMBER 2003  
TYPE BY PRISON

FACILITY	2003
<b>TACONIC-F.</b>	
ACCIDENT	4
ASSAULT ON INMATE	1
ASSAULT ON STAFF	1
CONTRABAND	2
DEATH	2
DISRUPTIVE BEHAVIOR	1
EMPLOYEE MISCONDUCT	1
PROPERTY LOST STOLEN	3
OTHER INCIDENTS	1
<b>TOTAL</b>	<b>16</b>
<b>ULSTER</b>	
ACCIDENT	2
ASSAULT ON INMATE	1
ASSAULT ON STAFF	3
ASSAULT ON OTHER	1
CONTRABAND	16
EMPLOYEE MISCONDUCT	1
PROPERTY LOST STOLEN	1
OTHER INCIDENTS	6
<b>TOTAL</b>	<b>31</b>
<b>WALLKILL</b>	
ACCIDENT	6
ASSAULT ON INMATE	1
ASSAULT ON STAFF	1
CONTRABAND	3
DISRUPTIVE BEHAVIOR	1
FIRE	1
PROPERTY LOST STOLEN	2
OTHER INCIDENTS	1
<b>TOTAL</b>	<b>16</b>
<b>WASHINGTON</b>	
ACCIDENT	14
ASSAULT ON INMATE	20
ASSAULT ON STAFF	6
CONTRABAND	40
DEATH	1
DISRUPTIVE BEHAVIOR	8
EMPLOYEE MISCONDUCT	1

(continued)

UNUSUAL INCIDENTS: JANUARY - DECEMBER 2003  
TYPE BY PRISON

FACILITY	2003
SUICIDE ATTEMPT	1
EMPLOYEE WEAPON USE	2
OTHER INCIDENTS	2
TOTAL	95
WATERTOWN	
ACCIDENT	4
ASSAULT ON INMATE	5
CONTRABAND	12
DEATH	1
DISRUPTIVE BEHAVIOR	3
UTILITIES DISRUPTION	1
EMPLOYEE WEAPON USE	1
OTHER INCIDENTS	3
TOTAL	30
WOODBOURNE	
ACCIDENT	3
ASSAULT ON INMATE	1
ASSAULT ON STAFF	2
CONTRABAND	9
DEATH	1
EMPLOYEE MISCONDUCT	1
OTHER INCIDENTS	3
TOTAL	20
WYOMING	
ACCIDENT	9
ASSAULT ON INMATE	23
ASSAULT ON STAFF	2
CONTRABAND	30
DEATH	1
DISRUPTIVE BEHAVIOR	1
EMPLOYEE MISCONDUCT	2
PROPERTY LOST STOLEN	1
SUICIDE ATTEMPT	1
EMPLOYEE WEAPON USE	2
OTHER INCIDENTS	4
TOTAL	76
WYOMING ASACTC	

(continued)

UNUSUAL INCIDENTS: JANUARY - DECEMBER 2003  
TYPE BY PRISON

FACILITY	2003
ACCIDENT	1
TOTAL	1
MINIMUM SECURITY	
BEACON-F.	
ACCIDENT	1
SEXUAL MISCONDUCT	1
TOTAL	2
BUFFALO	
ACCIDENT	1
ASSAULT ON INMATE	2
TEMPORARY RELEASE	40
TOTAL	43
BUTLER MINIMUM	
ACCIDENT	1
CONTRABAND	1
EMPLOYEE MISCONDUCT	1
TOTAL	3
EDGECONBE	
ACCIDENT	1
CONTRABAND	4
DEATH	1
EMPLOYEE MISCONDUCT	1
TEMPORARY RELEASE	146
OTHER INCIDENTS	1
TOTAL	154
FULTON	
ACCIDENT	1
ASSAULT ON STAFF	1
CONTRABAND	5
UTILITIES DISRUPTION	1
EMPLOYEE MISCONDUCT	2
ESCAPE	1
TEMPORARY RELEASE	66

(continued)

UNUSUAL INCIDENTS: JANUARY - DECEMBER 2003  
TYPE BY PRISON

FACILITY	2003
TOTAL	77
LAKEVIEW RECEPTION	
ACCIDENT	3
ASSAULT ON INMATE	1
ASSAULT ON STAFF	4
CONTRABAND	5
EMPLOYEE WEAPON USE	1
OTHER INCIDENTS	1
TOTAL	15
LINCOLN	
ASSAULT ON STAFF	1
CONTRABAND	1
TEMPORARY RELEASE	72
TOTAL	74
LYON MOUNTAIN	
CONTRABAND	1
TOTAL	1
MID-STATE MIN.	
DISRUPTIVE BEHAVIOR	1
TOTAL	1
QUEENSBORO	
DEATH	2
PROPERTY LOST STOLEN	2
OTHER INCIDENTS	1
TOTAL	5
ROCHESTER	
ACCIDENT	1
TEMPORARY RELEASE	16
TOTAL	17
SUNNYSIDE	

(continued)



UNUSUAL INCIDENTS: JANUARY - DECEMBER 2003  
TYPE BY PRISON

FACILITY	2003
ACCIDENT	2
ASSAULT ON STAFF	1
MASS DEMONSTRATION	1
TOTAL	4
MINIMUM SHOCK	
LAKEVIEW SHOCK-H.	
ACCIDENT	4
ASSAULT ON STAFF	1
CONTRABAND	1
UTILITIES DISRUPTION	1
OTHER INCIDENTS	1
TOTAL	8
LAKEVIEW SHOCK-F.	
ACCIDENT	1
ASSAULT ON STAFF	1
TOTAL	2
MONTEREY SHOCK	
ACCIDENT	5
ASSAULT ON STAFF	1
TOTAL	6
HORIAH SHOCK	
ACCIDENT	3
ASSAULT ON STAFF	1
TOTAL	4
SUMMIT SHOCK-H.	
ACCIDENT	3
ASSAULT ON STAFF	2
TOTAL	5
MINIMUM CAMPS	
CAMP GABRIELS	

(continued)

UNUSUAL INCIDENTS: JANUARY - DECEMBER 2003  
TYPE BY PRISON

FACILITY	2003
ACCIDENT	6
CONTRABAND	4
EMPLOYEE MISCONDUCT	1
ESCAPE	1
FIRE	1
PROPERTY LOST STOLEN	1
TOTAL	14
CAMP GEORGETOWN	
ACCIDENT	5
ASSAULT ON INMATE	1
CONTRABAND	4
SEXUAL MISCONDUCT	1
OTHER INCIDENTS	2
TOTAL	13
CAMP MCGREGOR	
ACCIDENT	3
CONTRABAND	7
DISRUPTIVE BEHAVIOR	1
ESCAPE	1
PROPERTY LOST STOLEN	1
OTHER INCIDENTS	2
TOTAL	15
CAMP PHARSALIA	
ACCIDENT	3
ASSAULT ON STAFF	1
CONTRABAND	2
EMPLOYEE WEAPON USE	1
TOTAL	7
OTHER	
CENTRAL OFFICE	
ACCIDENT	4
EMPLOYEE MISCONDUCT	1
OTHER INCIDENTS	1
TOTAL	6

(continued)

UNUSUAL INCIDENTS: JANUARY - DECEMBER 2003  
TYPE BY PRISON

FACILITY	2003
GRAND TOTAL	4971