


WASHINGTON STATE JAIL INDUSTRIES BOARD


2003 Offender Work Report



Offenders Working in Jails and for Communities

Marvin M. Wolff
Chair

Jill Will
Executive Director



JAIL INDUSTRIES BOARD OF DIRECTORS

Marvin M. Wolff, CHAIR

Whatcom Maritime Association

Kenneth Kunes, VICE CHAIR

Clerk, Grant County

Debra Latimer, VICE CHAIR

Director, Corrections and Special Operations, Employment Security Department

Jim Berrios—Owner, Golden Steer Rib and Steak House

Ed Crawford—Chief of Police, Kent Police Department

David Dillman—Director, Metropolitan Improvement District

David D. Johnson—Assistant Executive Secretary,
Washington State Building and Construction Trades Council

Jane Johnson—Undersheriff, Clark County

The Honorable Bill Lehning—Commissioner, Cowlitz County

Andre Loh—Dean of Adult and Basic Education, Seattle Central Community College

Randy Loomans—Education and Safety Director, Washington State Labor Council

The Honorable Garry Lucas—Sheriff, Clark County

The Honorable Helen McGovern—Council Member, City of Lakewood

Runette Mitchell—Community Program Administrator,
King County Department of Adult and Juvenile Corrections


Carol Washington Mizoguchi—Women's Program Coordinator,
King County Community Services Division

Sean Morrow—Executive Vice President, Communications Workers of America Local # 7818

Jim Powers—Chief Deputy Prosecuting Attorney, Thurston County

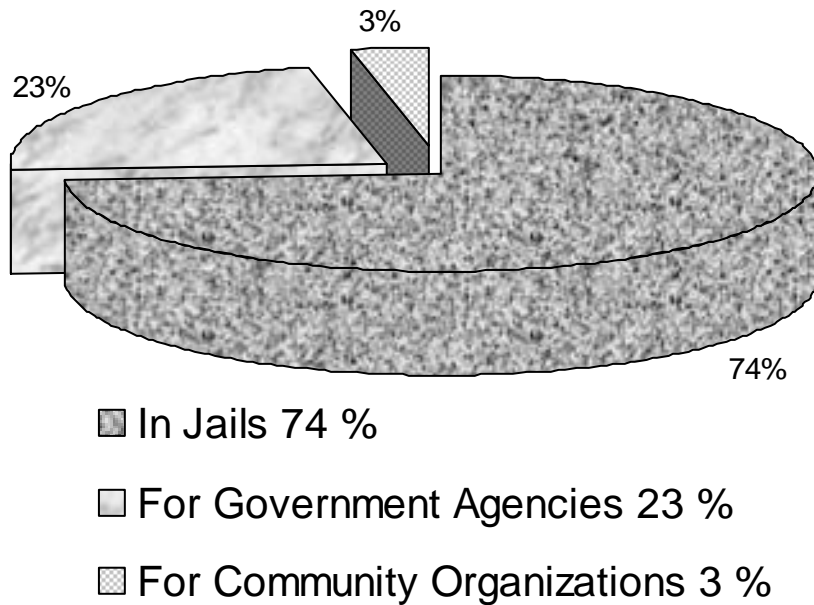
Chandra Wrzesinski—Administrative Sergeant, Lewis County Jail

Howard Yarbrough—Administrator, Correctional Industries




2003 Offender Work Report

2003 Total Offender Labor Hours



Total Labor Hours: 3,508,183

Value to Communities
at Minimum Wage: \$24,592,363



2003 Offender Work Report

Report Prepared By:

Jail Industries Board
3060 Willamette Drive NE, Suite 100
Lacey, WA 98516

Phone: 360-486-2440

Fax: 360-486-2381

Email: jwill@cjtc.state.wa.us


Web: www.jib.wa.gov



2003 Offender Work Report

Table of Contents

Total Labor Hours	1
Credits	2
Mission Statement	4
Executive Summary	5-6
2003 Labor Hours Summary.....	7-8
2003 Work and Customer Summary.....	9-10
Detailed Offender Work Reports	11-80




2003 Offender Work Report

Mission of the Jail Industries Board

Provide statewide leadership and technical assistance to establish, develop, and maintain jail industries through partnerships with labor, business, victims, community, and government which promote:

- ◆ Victim compensation and restitution
- ◆ Reduced cost of incarceration
- ◆ Reduced victimization and recidivism
- ◆ Meaningful work experience
and work ethics
- ◆ Public service through offender labor



2003 Offender Work Report

Executive Summary

Facilities Reporting

Sixty-three facilities reported offender labor information to the Jail Industries Board in 2003. All 38 counties reported inmates working. Nineteen city jails provided information. Correctional facilities operated by the Yakama Nation and the Nisqually Tribe also reported work hours this year. In total, offenders worked 3,508,183 million labor hours. Valued at the 2003 state minimum wage of \$7.01 per hour, these hours were worth \$24,592,363 million to the taxpayers of Washington.

Correctional Facility Operations


Offender labor supporting daily operations within correctional facilities accounted for 74% of all labor hours reported. This work offset costs of incarceration in Washington jails and provided essential daily services. Work within correctional facilities totaled 2,590,025 million labor hours in 2003.

The top ten jobs performed by inmates working in and around jails:

Food Service	55 facilities
Laundry Services	50 facilities
Janitorial Services	45 facilities
General Labor	18 facilities
Landscaping	13 facilities
Building Maintenance	11 facilities
Vehicle Washing/Detailing	11 facilities
Building Refurbishment	8 facilities
Grounds Maintenance	8 facilities
Inmate Uniform Repair	7 facilities

Services for Government Agencies

In 2003, 23% of total labor hours were provided to city and county government agencies other than jails. These 798,790 hours were worked by minimum security jail inmates and by offenders performing community restitution hours in lieu of incarceration. Most minimum security crews had multiple agency customers for their services.



2003 Offender Work Report

The ten tasks with the largest government agency customer bases:


Litter Pickup	38 customers
General Labor	31 customers
Parks Maintenance	29 customers
Vehicle Washing/Detailing	28 customers
Grounds Maintenance	24 customers
Snow Removal	21 customers
Fairgrounds Setup/Maintenance	19 customers
Facilities Maintenance	18 customers
Landscaping	18 customers
Courthouse Maintenance	17 customers

Community Contributions

Jails reported 119,368 labor hours performed on behalf of not-for-profit community organizations, 3% of total labor hours. These hours were provided to 64 different customers.

The top five tasks done for community organizations:

General Labor	7 organizations
Fairgrounds Setup/Maintenance	6 organizations
Building Maintenance	4 organizations
Building Refurbishment	4 organizations
Landscaping	4 organizations




2003 Offender Work Report

Labor Hours Summary

Facility	Average Daily Population	Offender Labor Hours			Total	Value to Community at \$7.01/Hour
		Jail	Government	Community		
Aberdeen Police Department	21	2,780	2,826		5,606	\$39,296
Adams County Jail	16	5,040	240		5,280	\$37,013
Asotin County Jail	38	5,779	3,913		9,692	\$67,940
Auburn Detention Facility	120	11,558			11,558	\$81,024
Benton County Jail	342	92,467	82,560		175,027	\$1,226,941
Buckley Police Department	18	2,403	612		3,015	\$21,135
Chelan County Regional Justice Center	314	78,657	28,976	16,425	124,058	\$869,647
Clallam County Jail	80	7,665	9,410		17,075	\$119,692
Clark County Jail	587	38,064			38,064	\$266,829
Clark County Jail Work Center	136	143,135			143,135	\$1,003,376
Columbia County Jail	2		3,302		3,302	\$23,147
Cowlitz County Corrections	245	86,688	47,316	12,290	146,293	\$1,025,515
Enumclaw Police Department	15	4,856	192	16	5,064	\$35,499
Ferry County Jail	22	5,263	206		5,469	\$38,338
Fife Police Department	18	520			520	\$3,645
Forks Police Department	31	13,829	4,128		17,957	\$125,877
Franklin County Correctional Center	152	22,085			22,085	\$154,814
Garfield County Jail	6	784	636	329	1,749	\$12,257
Grandview Police Department	3	4,281	647		4,927	\$34,540
Grant County Jail	203	60,476	42,114	525	103,115	\$722,836
Grays Harbor County Jail	125	36,736	11,520		48,256	\$338,275
Island County Jail	62	18,720			18,720	\$131,227
Issaquah Police Department	50	6,570	1,507		8,077	\$56,618
Jefferson County Jail	52	7,482	4,957		12,439	\$87,197
Kent Police Department	156	32,974	32,823	4,521	70,318	\$492,929
King County Community Corrections	120	2,520	66,632		69,152	\$484,756
King County Correctional Facility	1,272	197,480			197,480	\$1,384,335
King County Regional Justice Center	947	162,071			162,071	\$1,136,119
Kirkland Police Department	4	826			826	\$5,790
Kitsap County Jail	292	75,976	19,753		95,729	\$671,060
Kittitas County Jail	108	27,464	20,024	9,176	56,664	\$397,215
Klickitat County Jail	52	10,950	100		11,050	\$77,461
Lewis County Jail	200	30,670	16,697	1,669	49,036	\$343,741

Numbers may not add due to rounding.




2003 Offender Work Report

Labor Hours Summary


Facility	Average Daily Population	Offender Labor Hours			Total	Value to Community at \$7.01/Hour
		Jail	Government	Community		
Lincoln County Jail	17	5,108			5,108	\$35,810
Lynnwood Police Department	37	8,849	18,968		27,817	\$195,000
Mason County Jail	107	17,260	1,056	4,036	22,352	\$156,688
Nisqually Tribe	24	1,651			1,651	\$11,574
Oak Harbor Police Department	8	2,496	4,608		7,104	\$49,799
Okanogan County Jail	140	35,128	18,344	14,072	67,544	\$473,483
Olympia Police Department	26	2,890			2,890	\$20,256
Pacific County Jail	28	5,707			5,707	\$40,006
Pend Oreille County Jail	25	9,359	5,409	80	14,848	\$104,084
Pierce County Corrections	1,201	168,680		10,320	179,000	\$1,254,793
Puyallup Police Department	35	12,160			12,160	\$85,242
Renton Police Department	65	4,334			4,334	\$30,381
San Juan County Jail	0		3,752	3,752	7,504	\$52,603
Skagit County Jail	236	43,800	35,672		79,472	\$557,095
Skamania County Jail	25	7,128	8,736	2,544	18,408	\$129,040
Snohomish County Corrections	874	210,134	31,276	4,345	245,755	\$1,722,739
Spokane County Geiger Corrections	541	139,100	76,816		215,916	\$1,513,571
Spokane County Jail	605	118,267			118,267	\$829,053
Stevens County Jail	50	11,349			11,349	\$79,556
Sunnyside Police Department	43	52,013	7,430		59,443	\$416,694
Thurston County Corrections	413	193,096	18,392	288	211,776	\$1,484,550
Toppenish Police Department	18	6,960			6,960	\$48,790
Wahkiakum County Jail	10	5,753			5,753	\$40,329
Walla Walla County Jail	92	20,075	9,535	1,536	31,146	\$218,330
Wapato Police Department	38	22,085			22,085	\$154,814
Whatcom County Jail	270	83,220	71,442		154,662	\$1,084,181
Whitman County Corrections	38	10,251	8,184	585	19,020	\$133,330
Yakama Nation	32	6,192			6,192	\$43,406
Yakima County Corrections	964	188,044	69,826	32,860	290,730	\$2,038,017
Yakima Police Department	69	2,167	8,256		10,423	\$73,065
Grand Totals	11,840	2,590,025	798,790	119,368	3,508,183	\$24,592,363

Numbers may not add due to rounding.




2003 Offender Work Report

Work Performed	Work Performed For Type and Number of Customers Statewide			
	Community	Government	Jail	Total
Building Refurbishment	4	10	8	22
Food Service	1	3	55	59
Garden Produce		2	3	5
General Labor	7	31	18	56
Janitorial		16	45	61
Landscaping	4	18	13	35
Laundry		2	50	52
Maintenance/Setup—Fairgrounds	6	19	1	26
Maintenance/Setup—Playing Field	3	6		9
Maintenance—Building	4	14	11	29
Maintenance—Courthouse		17	1	18
Maintenance—Facilities	1	18	5	24
Maintenance—Golf Course		3		3
Maintenance—Grounds	2	24	8	34
Maintenance—Litter Pickup	1	38	6	45
Maintenance—Museum	3	6		9
Maintenance—Other		7	1	8
Maintenance—Outdoor		9	1	10
Maintenance—Parks	2	29		31
Maintenance—Pistol Range		11	4	15
Maintenance—Records/archives	1	9	1	11
Maintenance—Road		4		4
Maintenance—Trail	1	8		9
Maintenance—Vehicle		8	1	9
Natural Resources—Brush Removal	1	11		12
Natural Resources—Conservation	1	4		5
Natural Resources—Weed Control	3	15		18
Natural Resources—Brush Removal		1		1
Natural Resources—Erosion/Flood Control	1	8		9
Other			1	1
Other—See Notes	1	1		2
Recycling—Appliance	1	3		4
Recycling—Ewaste/Computers		1		1
Recycling—General	2	11		13
Recycling—Pallets		1	2	3
Services—Artwork			1	1
Services—Canal Cleaning		2		2
Services—Fire Department Assistance		8		8
Services—Firewood		4		4
Services—Graffiti Removal	1	11	2	14
Services—Snow Removal	1	21	5	27



2003 Offender Work Report

	Work Performed For Type and Number of Customers Statewide			
	Community	Government	Jail	Total
Services—Vehicle Washing/Detailing		28	11	39
Sewing—Inmate Property Bags			2	2
Sewing—Inmate Uniform Repair		1	7	8
Sewing—Other	1		2	3
Staffing—Animal Care	1	2		3
Staffing—Barber			5	5
Staffing—Bookkeeping		1	1	2
Staffing—Commissary			7	7
Staffing—Event	1	1	2	4
Staffing—Food Bank	3	1	1	5
Staffing—Holiday Setup	2	1	2	5
Staffing—Infirmary			1	1
Staffing—Library		2	3	5
Staffing—Lobby			1	1
Staffing—Office Assistance (general)		1	2	3
Staffing—Senior Center	1			1
Truck Load/Unload	3	5	5	13
Warehousing		1	2	3
Grand Total	64	458	297	819



2003 Offender Work Report

Aberdeen Police Department

Average Daily Population: 21

If checked, data estimated.

LABOR HOURS	Work in Jails		Work for Government		Work for Not-for-Profit Organizations	
	Average Workers	Total Hours	Average Workers	Total Hours	Average Workers	Total Hours


Inmate Labor	4	2,780		2	2,826	
Community Service Labor						
Subtotal	4	2,780		2	2,826	

VALUE OF HOURS @ \$7.01 per hour	Offsetting Costs of Incarceration		Reducing Tax Burden		Contributing to Community	
		\$19,488		\$19,809		\$0

TOTAL HOURS	5,606	TOTAL VALUE	\$39,296
--------------------	--------------	--------------------	-----------------

WORK DETAIL (IN=Inmate; CS= Offender Sentenced to Community Service)

Category	By	Work	Customer
Government		General Labor	APD
		Janitorial	APD, APD Jail, AMC
		Landscaping	City of Aberdeen
		Maintenance—Grounds	City of Aberdeen
		Maintenance—Litter Pickup	City of Aberdeen
		Maintenance—Outdoor	City of Aberdeen, APD
		Maintenance—Parks	City of Aberdeen
		Natural Resources—Brush Removal	City of Aberdeen
		Natural Resources—Weed Control	City of Aberdeen
		Services—Vehicle Washing/Detailing	APD
		Staffing—Animal Care	City of Aberdeen Animal Shelter
Jail		Food Service	APD Jail
		Laundry	APD Jail



2003 Offender Work Report

Adams County Jail

Average Daily Population: 16

If checked, data estimated.

LABOR HOURS	Work in Jails		Work for Government		Work for Not-for-Profit Organizations	
	Average Workers	Total Hours	Average Workers	Total Hours	Average Workers	Total Hours


Inmate Labor	2	5,040		2	240	
Community Service Labor						
Subtotal	2	5,040		2	240	

VALUE OF HOURS @ \$7.01 per hour	Offsetting Costs of Incarceration		Reducing Tax Burden		Contributing to Community	
		\$35,330		\$1,682		\$0

TOTAL HOURS	5,280	TOTAL VALUE	\$37,013
--------------------	--------------	--------------------	-----------------

WORK DETAIL (IN=Inmate; CS= Offender Sentenced to Community Service)

Category	By	Work	Customer
Government		Janitorial	Adams County Sheriffs Office
		Maintenance—Building	Adams County Sheriffs Office
		Maintenance—Pistol Range	Adams County Sheriffs Office
		Services—Snow Removal	Adams County Sheriffs Office
		Services—Vehicle Washing/Detailing	Adams County Sheriffs Office/ Adams County Public Works
Jail		Food Service	Adams County Jail
		Janitorial	Adams County Jail
		Maintenance—Building	Adams County Jail
		Maintenance—Pistol Range	Adams County Jail
		Services—Snow Removal	Adams County Jail



2003 Offender Work Report

Asotin County Jail

Average Daily Population: 38

If checked, data estimated.

LABOR HOURS	Work in Jails		Work for Government		Work for Not-for-Profit Organizations	
	Average Workers	Total Hours	Average Workers	Total Hours	Average Workers	Total Hours


Inmate Labor	2	5,779		4	3,913	
Community Service Labor						
Subtotal	2	5,779		4	3,913	

VALUE OF HOURS @ \$7.01 per hour	Offsetting Costs of Incarceration		Reducing Tax Burden		Contributing to Community	
		\$40,512		\$27,427		\$0

TOTAL HOURS	9,692	TOTAL VALUE	\$67,940
--------------------	--------------	--------------------	-----------------

WORK DETAIL (IN=Inmate; CS= Offender Sentenced to Community Service)

Category	By	Work	Customer
Government		General Labor	County Shop
		Maintenance—Litter Pickup	Asotin County
Jail		Food Service	Jail
		Janitorial	Jail
		Laundry	Jail



2003 Offender Work Report

Auburn Detention Facility

Average Daily Population: 120

If checked, data estimated.

LABOR HOURS	Work in Jails		Work for Government		Work for Not-for-Profit Organizations	
	Average Workers	Total Hours	Average Workers	Total Hours	Average Workers	Total Hours


Inmate Labor	2	11,558				
Community Service Labor						
Subtotal	2	11,558				

VALUE OF HOURS @ \$7.01 per hour	Offsetting Costs of Incarceration		Reducing Tax Burden		Contributing to Community	
		\$81,024		\$0		\$0

TOTAL HOURS	11,558	TOTAL VALUE	\$81,024
--------------------	---------------	--------------------	-----------------

WORK DETAIL (IN=Inmate; CS= Offender Sentenced to Community Service)

Category	By	Work	Customer
Government	IN	Building Refurbishment	Police Department, Court, City Hall
	IN	General Labor	Police Department, Court, City Hall
	IN	Janitorial	Police Department, Court
	IN	Services—Snow Removal	Court, City Hall, Police Department
Jail	IN	Building Refurbishment	Jail
	IN	Food Service	Jail
	IN	General Labor	Jail
	IN	Janitorial	Jail
	IN	Laundry	Jail
	IN	Services—Graffiti Removal	Jail
	IN	Services—Snow Removal	Jail



2003 Offender Work Report

Benton County Jail

Average Daily Population: 342

If checked, data estimated.

LABOR HOURS	Work in Jails		Work for Government		Work for Not-for-Profit Organizations	
	Average Workers	Total Hours	Average Workers	Total Hours	Average Workers	Total Hours


Inmate Labor	32	92,467		40	82,560	
Community Service Labor						
Subtotal	32	92,467		40	82,560	

VALUE OF HOURS @ \$7.01 per hour	Offsetting Costs of Incarceration		Reducing Tax Burden		Contributing to Community	
		\$648,195		\$578,746		\$0

TOTAL HOURS	175,027	TOTAL VALUE	\$1,226,941
--------------------	----------------	--------------------	--------------------

WORK DETAIL (IN=Inmate; CS= Offender Sentenced to Community Service)

Category	By	Work	Customer
Government		General Labor	Benton County, Kennewick, Richland and West Richland
		Maintenance—Facilities	Benton County
		Maintenance—Grounds	Benton County, Kennewick, Richland
		Maintenance—Parks	Benton County, Richland, Kennewick, and West Richland
		Maintenance—Pistol Range	Benton County
		Recycling—Appliance	Benton County and Washington State
		Services—Fire Department Assistance	Benton County Fire Districts
		Services—Snow Removal	Benton County, West Richland, Richland, and Kennewick
		Services—Vehicle Washing/Detailing	Benton County
		Sewing—Inmate Uniform Repair	Benton County
	Jail		Food Service
		General Labor	Benton County Jail
		Laundry	Benton County Jail
		Maintenance/Setup—Fairgrounds	Benton County Jail
		Truck Load/Unload	Benton County Jail



2003 Offender Work Report

Buckley Police Department

Average Daily Population: 18

If checked, data estimated.

LABOR HOURS	Work in Jails		Work for Government		Work for Not-for-Profit Organizations	
	Average Workers	Total Hours	Average Workers	Total Hours	Average Workers	Total Hours


Inmate Labor	2,403					
Community Service Labor				612		
Subtotal	2,403			612		

VALUE OF HOURS @ \$7.01 per hour	Offsetting Costs of Incarceration		Reducing Tax Burden		Contributing to Community	
		\$16,845		\$4,290		\$0

TOTAL HOURS	3,015	TOTAL VALUE	\$21,135
--------------------	--------------	--------------------	-----------------

WORK DETAIL (IN=Inmate; CS= Offender Sentenced to Community Service)

Category	By	Work	Customer
Jail		Food Service	
		Janitorial	
		Laundry	



2003 Offender Work Report

Chelan County Regional Justice Center Average Daily Population: 314

If checked, data estimated.

LABOR HOURS	Work in Jails		Work for Government		Work for Not-for-Profit Organizations	
	Average Workers	Total Hours	Average Workers	Total Hours	Average Workers	Total Hours


Inmate Labor	66	78,657		21	28,976		16	16,425
Community Service Labor								
Subtotal	66	78,657		21	28,976		16	16,425

VALUE OF HOURS @ \$7.01 per hour	Offsetting Costs of Incarceration		Reducing Tax Burden		Contributing to Community	
		\$551,386		\$203,122		\$115,139

TOTAL HOURS	124,058	TOTAL VALUE	\$869,647
--------------------	----------------	--------------------	------------------

WORK DETAIL (IN=Inmate; CS= Offender Sentenced to Community Service)

Category	By	Work	Customer
Community		General Labor	Goodwill, Salvation Army, Women's Resource Center, Food Distribution
		Natural Resources—Weed Control	Noxious Weeds
Government		Maintenance/Setup—Fairgrounds	Chelan County
		Maintenance—Building	Chelan County
		Maintenance—Courthouse	Chelan County
		Maintenance—Facilities	Chelan County
		Maintenance—Litter Pickup	Chelan County/ Douglas County
		Maintenance—Museum	City of Wenatchee
		Maintenance—Outdoor	Ohme Garden
		Maintenance—Parks	Douglas County, City of Wenatchee
		Maintenance—Vehicle	Chelan County
		Natural Resources—Brush Removal	Forest Service
		Natural Resources—Conservation	Forest Service
		Natural Resources-Erosion/Flood Control	Forest Service
		Recycling—General	Chelan County, Douglas County
		Services—Vehicle Washing/Detailing	Link Transit
Jail		Food Service	Chelan County Regional Justice Center
		Janitorial	Chelan County Regional Justice Center
		Laundry	Chelan County Regional Justice Center
		Recycling—Pallets	Chelan County Regional Justice Center



2003 Offender Work Report

Clallam County Jail

Average Daily Population: 80

If checked, data estimated.

LABOR HOURS	Work in Jails		Work for Government		Work for Not-for-Profit Organizations	
	Average Workers	Total Hours	Average Workers	Total Hours	Average Workers	Total Hours


Inmate Labor	7,665	9,410		
Community Service Labor				
Subtotal	7,665	9,410		

VALUE OF HOURS @ \$7.01 per hour	Offsetting Costs of Incarceration	Reducing Tax Burden	Contributing to Community
		\$53,732	\$65,961

TOTAL HOURS	17,075	TOTAL VALUE	\$119,692
--------------------	---------------	--------------------	------------------

WORK DETAIL (IN=Inmate; CS= Offender Sentenced to Community Service)

Category	By	Work	Customer
Government		Maintenance—Grounds	Clallam County, US Forest Service
		Maintenance—Litter Pickup	Clallam County, US Forest Service
		Natural Resources—Brush Removal	Clallam County, US Forest Service
		Natural Resources—Weed Control	Clallam County, US Forest Service
		Natural Resources-Erosion/Flood Control	Clallam County, US Forest Service
Jail		Food Service	Jail
		Janitorial	Jail
		Laundry	Jail



2003 Offender Work Report

Clark County Jail

Average Daily Population: 587

If checked, data estimated.

LABOR HOURS	Work in Jails		Work for Government		Work for Not-for-Profit Organizations	
	Average Workers	Total Hours	Average Workers	Total Hours	Average Workers	Total Hours


Inmate Labor	66	38,064				
Community Service Labor						
Subtotal	66	38,064				

VALUE OF HOURS @ \$7.01 per hour	Offsetting Costs of Incarceration		Reducing Tax Burden		Contributing to Community	
		\$266,829		\$0		\$0

TOTAL HOURS	38,064	TOTAL VALUE	\$266,829
--------------------	---------------	--------------------	------------------

WORK DETAIL (IN=Inmate; CS= Offender Sentenced to Community Service)

Category	By	Work	Customer
Jail		Food Service	Jail
		Landscaping	Jail Work Center
		Laundry	Jail
		Maintenance—Building	Jail



2003 Offender Work Report

Clark County Jail Work Center

Average Daily Population: 136

If checked, data estimated.

LABOR HOURS	Work in Jails		Work for Government		Work for Not-for-Profit Organizations	
	Average Workers	Total Hours	Average Workers	Total Hours	Average Workers	Total Hours

Inmate Labor	143,135				
Community Service Labor					
Subtotal	143,135				

VALUE OF HOURS @ \$7.01 per hour	Offsetting Costs of Incarceration	Reducing Tax Burden	Contributing to Community
	\$1,003,376	\$0	\$0


TOTAL HOURS	143,135	TOTAL VALUE	\$1,003,376
--------------------	----------------	--------------------	--------------------

Population includes minimum custody offenders and work release offenders.

Hours reported under "jail" also include hours worked for government and not-for profit organizations.

WORK DETAIL (IN=Inmate; CS= Offender Sentenced to Community Service)

Category	By Work	Customer
Government	Food Service	Juvenile Detention Center
	Janitorial	Sheriff's Office, Precincts, Clark County Corrections
	Laundry	Juvenile Detention Center, Medical Examiner's Office
	Maintenance—Facilities	Clark County
	Maintenance—Grounds	Sheriff's Office
	Maintenance—Litter Pickup	Clark County Corrections, Department of Ecology
	Recycling—Ewaste/Computers	Vancouver & Clark County Solid Waste, Clark College, Salvation Army
Jail	Food Service	Main Jail, Jail Work Center
	Laundry	Main Jail, Jail Work Center
	Maintenance—Building	Jail Work Center
	Maintenance—Grounds	Jail Work Center



2003 Offender Work Report

Columbia County Jail

Average Daily Population: 2

If checked, data estimated.

LABOR HOURS	Work in Jails		Work for Government		Work for Not-for-Profit Organizations	
	Average Workers	Total Hours	Average Workers	Total Hours	Average Workers	Total Hours


Inmate Labor					
Community Service Labor			4	3,302	
Subtotal			4	3,302	

VALUE OF HOURS @ \$7.01 per hour	Offsetting Costs of Incarceration		Reducing Tax Burden		Contributing to Community
		\$0		\$23,147	

TOTAL HOURS	3,302	TOTAL VALUE	\$23,147
--------------------	--------------	--------------------	-----------------

WORK DETAIL (IN=Inmate; CS= Offender Sentenced to Community Service)

Category	By	Work	Customer
Government		Maintenance/Setup—Fairgrounds	Fairgrounds
		Maintenance—Grounds	Cemetary Districts
		Maintenance—Litter Pickup	Columbia County



2003 Offender Work Report

Cowlitz County Corrections

Average Daily Population: 245

If checked, data estimated.

LABOR HOURS	Work in Jails		Work for Government		Work for Not-for-Profit Organizations	
	Average Workers	Total Hours	Average Workers	Total Hours	Average Workers	Total Hours

Inmate Labor	30	86,688		18	47,316		458
Community Service Labor						19	11,832
Subtotal	30	86,688		18	47,316	20	12,290


VALUE OF HOURS @ \$7.01 per hour	Offsetting Costs of Incarceration		Reducing Tax Burden		Contributing to Community	
	\$607,683		\$331,683		\$86,149	

TOTAL HOURS	146,293	TOTAL VALUE	\$1,025,515
--------------------	----------------	--------------------	--------------------

The "government" category hours include both in-custody and alternative to incarceration crews. The "community organization" category hours are all alternative to incarceration hours.

WORK DETAIL (IN=Inmate; CS= Offender Sentenced to Community Service)

Category	By Work	Customer
Community	Maintenance/Setup—Playing Field	Western, Central, KRV, Kelso Little Leagues
	Staffing—Food Bank	Cowlitz County Work Release Garden Produce
	Staffing—Holiday Setup	Salvation Army
	Truck Load/Unload	Salvation Army
Government	Building Refurbishment	Cowlitz County
	Garden Produce	Cowlitz County Work Release Garden
	General Labor	Cowlitz County, Cities of Longview, Kelso, Kalama, Woodland, Castle Rock
	Janitorial	Cowlitz County Fairgrounds and Hall of Justice
	Landscaping	School Districts, County/City Parks, Kelso Train Station, Cowlitz County
	Maintenance/Setup—Fairgrounds	Cowlitz County, Castle Rock
	Maintenance—Building	Cowlitz County Fairgrounds
	Maintenance—Courthouse	Cowlitz County
	Maintenance—Facilities	Cowlitz County
	Maintenance—Grounds	Cowlitz County School Districts, Cities, Kelso Train Station
	Maintenance—Litter Pickup	Dept of Ecology, Dept of Transportation, Public Works
	Maintenance—Museum	Cowlitz County
	Maintenance—Outdoor	Hoffstead Bluffs, Tourism, US Forestry Service, Cowlitz County, Cities
	Maintenance—Parks	Kelso, Longview, Cowlitz County, Woodland
	Maintenance—Records/archives	Cowlitz County Records
	Maintenance—Road	Cowlitz County
Maintenance—Trail	US Army Corps of Engineers, US Forest Service	



2003 Offender Work Report


Cowlitz County Corrections

Average Daily Population: 245

If checked, data estimated.

WORK DETAIL (IN=Inmate; CS= Offender Sentenced to Community Service)

Category	By	Work	Customer
		Maintenance—Vehicle	Cowlitz County School District
		Natural Resources—Brush Removal	DNR, Cities, School District, Cowlitz County, DOT, US Forest Service (Scotch Broom)
		Natural Resources—Conservation	Abernathy Salmon Recovery Grant
		Natural Resources—Weed Control	Cowlitz County, Cold Water Ridge, School District
		Natural Resources-Erosion/Flood Control	Cowlitz County Public Works
		Recycling—Appliance	Department of Ecology, DOT, County Roads
		Services—Canal Cleaning	Cowlitz County Public Works at the Lexington Diking
		Services—Fire Department Assistance	Cowlitz County District #2
		Services—Firewood	City of Longview
		Services—Graffiti Removal	School District, Cowlitz County Corrections
		Services—Snow Removal	Cowlitz County
		Services—Vehicle Washing/Detailing	Cowlitz County, School District
		Truck Load/Unload	Cowlitz County, Kelso School District



2003 Offender Work Report

Enumclaw Police Department

Average Daily Population: 15

If checked, data estimated.

LABOR HOURS	Work in Jails		Work for Government		Work for Not-for-Profit Organizations	
	Average Workers	Total Hours	Average Workers	Total Hours	Average Workers	Total Hours

Inmate Labor	2	4,856		1	192		2	16
Community Service Labor								
Subtotal	2	4,856		1	192		2	16


VALUE OF HOURS @ \$7.01 per hour	Offsetting Costs of Incarceration		Reducing Tax Burden		Contributing to Community	
		\$34,041		\$1,346		\$112

TOTAL HOURS	5,064	TOTAL VALUE	\$35,499
--------------------	--------------	--------------------	-----------------

Community Organization (16) hours= Assistance with the Mutual of Enumclaw Stage Race.

WORK DETAIL (IN=Inmate; CS= Offender Sentenced to Community Service)

Category	By	Work	Customer
Community	IN	Other—See Notes	
Government	IN	General Labor	Police Department
	IN	Janitorial	Police Department
	IN	Maintenance—Building	Police Department
	IN	Maintenance—Litter Pickup	Police Grounds
	IN	Natural Resources—Weed Control	Police Grounds
	IN	Services—Snow Removal	Police Department
	IN	Services—Vehicle Washing/Detailing	Police Vehicles and other City Vehicles
	Jail	IN	Food Service
IN		General Labor	Jail
IN		Laundry	Jail
IN		Maintenance—Building	Jail
IN		Warehousing	Jail



2003 Offender Work Report

Ferry County Jail

Average Daily Population: 22

If checked, data estimated.

LABOR HOURS	Work in Jails		Work for Government		Work for Not-for-Profit Organizations	
	Average Workers	Total Hours	Average Workers	Total Hours	Average Workers	Total Hours


Inmate Labor	6	5,263		2	206	
Community Service Labor						
Subtotal	6	5,263		2	206	

VALUE OF HOURS @ \$7.01 per hour	Offsetting Costs of Incarceration		Reducing Tax Burden		Contributing to Community	
		\$36,894		\$1,444		\$0

TOTAL HOURS	5,469	TOTAL VALUE	\$38,338
--------------------	--------------	--------------------	-----------------

WORK DETAIL (IN=Inmate; CS= Offender Sentenced to Community Service)

Category	By	Work	Customer
Government		Building Refurbishment	Ferry County Jail, Sheriff, Courthouse
		General Labor	Ferry County Jail, Sheriff, Courthouse
		Janitorial	Ferry County Jail, Courthouse, Sheriff
		Landscaping	Ferry County Jail, Sheriff, Courthouse
		Maintenance—Facilities	Ferry County Jail, Sheriff
		Truck Load/Unload	Ferry County Jail, Sheriff
Jail		Food Service	Ferry County Jail
		Laundry	Ferry County Jail
		Warehousing	Ferry County Jail



2003 Offender Work Report

Fife Police Department

Average Daily Population: 18

If checked, data estimated.

LABOR HOURS	Work in Jails		Work for Government		Work for Not-for-Profit Organizations	
	Average Workers	Total Hours	Average Workers	Total Hours	Average Workers	Total Hours


Inmate Labor	1	520				
Community Service Labor						
Subtotal	1	520				

VALUE OF HOURS @ \$7.01 per hour	Offsetting Costs of Incarceration		Reducing Tax Burden		Contributing to Community	
		\$3,645		\$0		\$0

TOTAL HOURS	520	TOTAL VALUE	\$3,645
--------------------	------------	--------------------	----------------

WORK DETAIL (IN=Inmate; CS= Offender Sentenced to Community Service)

Category	By	Work	Customer
Jail		Food Service	Jail
		Janitorial	Jail
		Laundry	Jail



2003 Offender Work Report

Forks Police Department

Average Daily Population: 31

If checked, data estimated.

LABOR HOURS	Work in Jails		Work for Government		Work for Not-for-Profit Organizations	
	Average Workers	Total Hours	Average Workers	Total Hours	Average Workers	Total Hours


Inmate Labor	5	13,829				
Community Service Labor			2	4,128		
Subtotal	5	13,829	2	4,128		

VALUE OF HOURS @ \$7.01 per hour	Offsetting Costs of Incarceration		Reducing Tax Burden		Contributing to Community	
		\$96,940		\$28,937		\$0

TOTAL HOURS	17,957	TOTAL VALUE	\$125,877
--------------------	---------------	--------------------	------------------

WORK DETAIL (IN=Inmate; CS= Offender Sentenced to Community Service)

Category	By	Work	Customer
Government		General Labor	City of Forks
Jail		Food Service	Jail
		Janitorial	Jail
		Laundry	Jail



2003 Offender Work Report

Franklin County Correctional Center

Average Daily Population: 152

If checked, data estimated.

LABOR HOURS	Work in Jails		Work for Government		Work for Not-for-Profit Organizations	
	Average Workers	Total Hours	Average Workers	Total Hours	Average Workers	Total Hours

Inmate Labor	9	22,085				
Community Service Labor						
Subtotal	9	22,085				


VALUE OF HOURS @ \$7.01 per hour	Offsetting Costs of Incarceration		Reducing Tax Burden		Contributing to Community	
		\$154,814		\$0		\$0

TOTAL HOURS	22,085	TOTAL VALUE	\$154,814
--------------------	---------------	--------------------	------------------

The "jail" category includes hours worked for the Correctional Center and for Franklin County.

WORK DETAIL (IN=Inmate; CS= Offender Sentenced to Community Service)

Category	By	Work	Customer
Government		General Labor	Franklin County
Jail		Food Service	Correctional Center
		Janitorial	Correctional Center
		Laundry	Correctional Center



2003 Offender Work Report

Garfield County Jail

Average Daily Population: 6

If checked, data estimated.

LABOR HOURS	Work in Jails		Work for Government		Work for Not-for-Profit Organizations	
	Average Workers	Total Hours	Average Workers	Total Hours	Average Workers	Total Hours


Inmate Labor	2	784		1	636		1	329
Community Service Labor								
Subtotal	2	784		1	636		1	329

VALUE OF HOURS @ \$7.01 per hour	Offsetting Costs of Incarceration		Reducing Tax Burden		Contributing to Community	
		\$5,496		\$4,455		\$2,306

TOTAL HOURS	1,749	TOTAL VALUE	\$12,257
--------------------	--------------	--------------------	-----------------

WORK DETAIL (IN=Inmate; CS= Offender Sentenced to Community Service)

Category	By	Work	Customer
Community		General Labor	Fairgrounds
		Maintenance/Setup—Fairgrounds	Fairgrounds
		Maintenance—Building	Fairgrounds
		Maintenance—Grounds	Fairgrounds
		Maintenance—Parks	Centennial Gardens
Government		General Labor	City of Pomeroy, Garfield County
		Janitorial	Courthouse
		Landscaping	Courthouse
		Laundry	Garfield County Sheriff's Office
		Maintenance—Courthouse	Garfield County
		Maintenance—Grounds	Courthouse
		Maintenance—Litter Pickup	City of Pomeroy
		Maintenance—Parks	City of Pomeroy
		Maintenance—Vehicle	Garfield County Sheriff's Office, Volunteer Fire Department
		Services—Fire Department Assistance	Volunteer Fire Department, Garfield County
	Services—Vehicle Washing/Detailing	Garfield County Sheriff's Office, Volunteer Fire Department	
Jail		Janitorial	Jail
		Laundry	Jail



2003 Offender Work Report

Grandview Police Department

Average Daily Population: **3**

If checked, data estimated.

LABOR HOURS	Work in Jails		Work for Government		Work for Not-for-Profit Organizations	
	Average Workers	Total Hours	Average Workers	Total Hours	Average Workers	Total Hours


Inmate Labor	3	4,281		3	647	
Community Service Labor						
Subtotal	3	4,281		3	647	

VALUE OF HOURS @ \$7.01 per hour	Offsetting Costs of Incarceration		Reducing Tax Burden		Contributing to Community	
	\$30,006		\$4,534		\$0	

TOTAL HOURS	4,927	TOTAL VALUE	\$34,540
--------------------	--------------	--------------------	-----------------

WORK DETAIL (IN=Inmate; CS= Offender Sentenced to Community Service)

Category	By	Work	Customer	
Government		General Labor	Grandview Police Department	
		Janitorial	Grandview Police Department	
		Landscaping	Grandview Police Department	
		Maintenance/Setup—Fairgrounds	Grandview Parks Department	
		Maintenance/Setup—Playing Field	Grandview Parks Department	
		Maintenance—Courthouse	Grandview Municipal Court	
		Maintenance—Facilities	Grandview Police Department	
		Maintenance—Grounds	Cemetary, Waste Water Treatment Plant	
		Maintenance—Litter Pickup	Grandview Public Works	
		Maintenance—Parks	Grandview Parks Department	
		Maintenance—Pistol Range	Grandview Police Department	
		Maintenance—Trail	Grandview Public Works	
		Services—Graffiti Removal	Grandview Police Department	
		Services—Snow Removal	Grandview Police Department	
		Services—Vehicle Washing/Detailing	Grandview Police Department, Grandview Fire Department	
		Truck Load/Unload	Grandview Police Department, Grandview Fire Department	
	Jail		Food Service	Grandview City Jail
			Janitorial	Grandview City Jail
		Landscaping	Grandview City Jail	
		Maintenance—Building	Grandview City Jail	
		Maintenance—Facilities	Grandview City Jail	
		Maintenance—Grounds	Grandview City Jail	
		Services—Snow Removal	Grandview City Jail	



2003 Offender Work Report

Grant County Jail

Average Daily Population: 203

If checked, data estimated.

LABOR HOURS	Work in Jails		Work for Government		Work for Not-for-Profit Organizations	
	Average Workers	Total Hours	Average Workers	Total Hours	Average Workers	Total Hours

Inmate Labor	58	60,476		14	29,692		4	525
Community Service Labor				6	12,422			
Subtotal	58	60,476		20	42,114		4	525


VALUE OF HOURS @ \$7.01 per hour	Offsetting Costs of Incarceration		Reducing Tax Burden		Contributing to Community	
	\$423,937		\$295,219		\$3,680	

TOTAL HOURS	103,115	TOTAL VALUE	\$722,836
--------------------	----------------	--------------------	------------------

Statistics include the Grant County Jail and Grant County Work Release Center.

WORK DETAIL (IN=Inmate; CS= Offender Sentenced to Community Service)

Category	By Work	Customer
Community	General Labor	Chamber of Commerce
	Landscaping	Our Lady of Fatima Catholic Church
	Maintenance—Building	Eagles Club
	Maintenance—Grounds	St. Rose of Lima
	Natural Resources—Weed Control	Grant County Moose Lodge
	Staffing—Holiday Setup	Boys and Girls Club of Moses Lake
Government	Building Refurbishment	Grant County Maintenance Department, Grant County Historical
	Landscaping	US Department of Agriculture
	Maintenance/Setup—Fairgrounds	Grant County Fairgrounds
	Maintenance—Building	Grant County Maintenance Department, Port of Ephrata
	Maintenance—Courthouse	Grant County Maintenance Department
	Maintenance—Facilities	Grant County Maintenance Department
	Maintenance—Grounds	Grant County Maintenance Department, City of Ephrata
	Maintenance—Litter Pickup	Department of Ecology, Grant County Solid Waste
	Maintenance—Museum	Grant County Historical Museum
	Maintenance—Other	City of Quincy
	Maintenance—Outdoor	City of Coulee
	Maintenance—Parks	Sun Lakes State Park, Coluee City Park, City of Ephrata
	Maintenance—Pistol Range	Grant County Sheriff's Office
	Maintenance—Vehicle	Port of Ephrata
	Natural Resources—Weed Control	Grant County Noxious Weed, Port of Ephrata
	Recycling—General	Grant County Public Works
	Services—Graffiti Removal	Quincy Police Department
Services—Snow Removal	Grant County Maintenance, City of Ephrata, Port of Ephrata	



2003 Offender Work Report


Grant County Jail

Average Daily Population: 203

If checked, data estimated.

WORK DETAIL (IN=Inmate; CS= Offender Sentenced to Community Service)

Category	By	Work	Customer
Government		Services—Vehicle Washing/Detailing	Grant County Sheriff's Office, Ephrata School District, Grant County Public Works
Jail		Food Service	Grant County Jail and Grant County Work Release Center
		Garden Produce	Grant County Jail and Grant County Work Release Center
		General Labor	Grant County Jail and Grant County Work Release Center
		Janitorial	Grant County Jail and Grant County Work Release Center
		Landscaping	Grant County Jail and Grant County Work Release Center
		Laundry	Grant County Jail and Grant County Work Release Center
		Sewing—Inmate Uniform Repair	Grant County Jail and Grant County Work Release Center



2003 Offender Work Report

Grays Harbor County Jail

Average Daily Population: 125

If checked, data estimated.

LABOR HOURS	Work in Jails		Work for Government		Work for Not-for-Profit Organizations	
	Average Workers	Total Hours	Average Workers	Total Hours	Average Workers	Total Hours


Inmate Labor	13	36,736		6	11,520	
Community Service Labor						
Subtotal	13	36,736		6	11,520	

VALUE OF HOURS @ \$7.01 per hour	Offsetting Costs of Incarceration		Reducing Tax Burden		Contributing to Community	
		\$257,519		\$80,755		\$0

TOTAL HOURS	48,256	TOTAL VALUE	\$338,275
--------------------	---------------	--------------------	------------------

WORK DETAIL (IN=Inmate; CS= Offender Sentenced to Community Service)

Category	By	Work	Customer
Government		Maintenance/Setup—Fairgrounds	Grays Harbor County
		Maintenance—Grounds	Grays Harbor County
		Maintenance—Litter Pickup	Grays Harbor County
		Maintenance—Records/archives	Grays Harbor County
		Services—Snow Removal	Grays Harbor County
		Services—Vehicle Washing/Detailing	Grays Harbor County
	Jail		Food Service
		Janitorial	Jail
		Landscaping	Jail
		Laundry	Jail



2003 Offender Work Report

Island County Jail

Average Daily Population: 62

If checked, data estimated.

LABOR HOURS	Work in Jails		Work for Government		Work for Not-for-Profit Organizations	
	Average Workers	Total Hours	Average Workers	Total Hours	Average Workers	Total Hours


Inmate Labor	5	18,720				
Community Service Labor						
Subtotal	5	18,720				

VALUE OF HOURS @ \$7.01 per hour	Offsetting Costs of Incarceration		Reducing Tax Burden		Contributing to Community	
		\$131,227		\$0		\$0

TOTAL HOURS	18,720	TOTAL VALUE	\$131,227
--------------------	---------------	--------------------	------------------

WORK DETAIL (IN=Inmate; CS= Offender Sentenced to Community Service)

Category	By	Work	Customer
Jail		Food Service	
		Janitorial	
		Laundry	



2003 Offender Work Report

Issaquah Police Department

Average Daily Population: 50

If checked, data estimated.

LABOR HOURS	Work in Jails		Work for Government		Work for Not-for-Profit Organizations	
	Average Workers	Total Hours	Average Workers	Total Hours	Average Workers	Total Hours


Inmate Labor	3	6,570		1	1,507	
Community Service Labor						
Subtotal	3	6,570		1	1,507	

VALUE OF HOURS @ \$7.01 per hour	Offsetting Costs of Incarceration		Reducing Tax Burden		Contributing to Community	
		\$46,056		\$10,562		\$0

TOTAL HOURS	8,077	TOTAL VALUE	\$56,618
--------------------	--------------	--------------------	-----------------

WORK DETAIL (IN=Inmate; CS= Offender Sentenced to Community Service)

Category	By	Work	Customer	
Government	IN	Building Refurbishment	City of Issaquah	
	IN	General Labor	City of Issaquah	
	IN	Landscaping	City of Issaquah	
	IN	Maintenance—Building	City of Issaquah	
	IN	Maintenance—Facilities	City of Issaquah	
	IN	Maintenance—Grounds	City of Issaquah	
	IN	Maintenance—Other	City of Issaquah	
	IN	Maintenance—Parks	City of Issaquah	
	IN	Maintenance—Trail	City of Issaquah	
	IN	Natural Resources—Brush Removal	City of Issaquah	
	IN	Natural Resources—Weed Control	City of Issaquah	
	Jail	IN	Food Service	City of Issaquah
		IN	General Labor	City of Issaquah
		IN	Janitorial	City of Issaquah
IN		Laundry	City of Issaquah	
IN		Maintenance—Litter Pickup	City of Issaquah	
IN		Maintenance—Outdoor	City of Issaquah	
IN		Maintenance—Pistol Range	City of Issaquah	



2003 Offender Work Report

Jefferson County Jail

Average Daily Population: 52

If checked, data estimated.

LABOR HOURS	Work in Jails		Work for Government		Work for Not-for-Profit Organizations	
	Average Workers	Total Hours	Average Workers	Total Hours	Average Workers	Total Hours

Inmate Labor	10	7,482				
Community Service Labor				5	4,957	
Subtotal	10	7,482		5	4,957	


VALUE OF HOURS @ \$7.01 per hour	Offsetting Costs of Incarceration		Reducing Tax Burden		Contributing to Community	
		\$52,449		\$34,749		\$0

TOTAL HOURS	12,439	TOTAL VALUE	\$87,197
--------------------	---------------	--------------------	-----------------

The "government" category includes hours worked for Jefferson County and for community organizations.

WORK DETAIL (IN=Inmate; CS= Offender Sentenced to Community Service)

Category	By	Work	Customer
Community		Food Service	Local Food Banks
		General Labor	Community Actions Group
Government		Maintenance—Litter Pickup	Jefferson County
		Services—Fire Department Assistance	Local Fire Districts
		Services—Vehicle Washing/Detailing	Jefferson County Sheriff's Office
Jail		Food Service	Jefferson County Sheriff's Office
		General Labor	Jefferson County Sheriff's Office
		Janitorial	Jefferson County Sheriff's Office
		Laundry	Jefferson County Sheriff's Office
		Maintenance—Grounds	Jefferson County Sheriff's Office



2003 Offender Work Report

Kent Police Department

Average Daily Population: 156

If checked, data estimated.

LABOR HOURS	Work in Jails		Work for Government		Work for Not-for-Profit Organizations	
	Average Workers	Total Hours	Average Workers	Total Hours	Average Workers	Total Hours


Inmate Labor	28	32,974		13	32,823		3	4,521
Community Service Labor								
Subtotal	28	32,974		13	32,823		3	4,521

VALUE OF HOURS @ \$7.01 per hour	Offsetting Costs of Incarceration		Reducing Tax Burden		Contributing to Community	
		\$231,148		\$230,089		\$31,692

TOTAL HOURS	70,318	TOTAL VALUE	\$492,929
--------------------	---------------	--------------------	------------------

WORK DETAIL (IN=Inmate; CS= Offender Sentenced to Community Service)

Category	By	Work	Customer
Community		Building Refurbishment	Kent Youth Services
		General Labor	New Connections, Homeless Camps
		Landscaping	St. Vincent's Church/ New Connections
		Maintenance/Setup—Fairgrounds	Cornucopia/ Lighthouse/ 5-Mile Lake
		Maintenance/Setup—Playing Field	Pea Patch
		Maintenance—Facilities	St. Vincent's Church
		Maintenance—Museum	Kent Museum
		Maintenance—Records/archives	St. Vincent's Church
Government		General Labor	Kent Commons, Kent Parks
		Janitorial	Kent Commons
		Maintenance—Courthouse	Kent Municipal/ Aukeen District
		Maintenance—Grounds	King County Library
		Maintenance—Litter Pickup	Chief's Alley
		Maintenance—Parks	City of Kent Parks
		Natural Resources-Erosion/Flood Control	Old Fishing Pond
		Services—Fire Department Assistance	Kent Fire Department
		Services—Snow Removal	Kent Municipal Court
		Services—Vehicle Washing/Detailing	Kent Police Department
		Staffing—Bookkeeping	Multi-Media and Multi Services
		Staffing—Food Bank	Kent Food Bank
		Truck Load/Unload	Kent Food Bank
	Jail		Food Service
		General Labor	City of Kent Jail
		Landscaping	City of Kent Jail
		Laundry	City of Kent Jail



2003 Offender Work Report

Kent Police Department

Average Daily Population: 156

If checked, data estimated.

WORK DETAIL (IN=Inmate; CS= Offender Sentenced to Community Service)

Category	By	Work	Customer
		Maintenance—Building	City of Kent Jail
		Maintenance—Grounds	City of Kent Jail
		Maintenance—Litter Pickup	City of Kent Jail
		Services—Snow Removal	City of Kent Jail
		Staffing—Bookkeeping	City of Kent Jail



2003 Offender Work Report

King County Community Corrections Average Daily Population: 120

If checked, data estimated.

LABOR HOURS	Work in Jails		Work for Government		Work for Not-for-Profit Organizations	
	Average Workers	Total Hours	Average Workers	Total Hours	Average Workers	Total Hours

Inmate Labor	1	2,520		6	12,016	
Community Service Labor					54,616	
Subtotal	1	2,520			66,632	


VALUE OF HOURS @ \$7.01 per hour	Offsetting Costs of Incarceration		Reducing Tax Burden		Contributing to Community	
	\$17,665		\$467,090		\$0	

TOTAL HOURS	69,152	TOTAL VALUE	\$484,756
--------------------	---------------	--------------------	------------------

Statistics include work performed by inmates housed in work release (Average Daily Population 120) and offenders performing community restitution hours in lieu of incarceration. A total of 1981 participants successfully completed the work crew program in 2003.

WORK DETAIL (IN=Inmate; CS= Offender Sentenced to Community Service)

Category	By	Work	Customer	
Community	IN	Maintenance/Setup—Fairgrounds	Seafair, Festivals	
Government	CS	General Labor	Cities of Lake Forest Park, Kenmore, SeaTac	
	IN	Maintenance—Courthouse	King County	
	CS	Maintenance—Grounds	King County Departments: Parks, Roads, Transit, Facilities Management, Waste Water, Water Quality	
	CS	Maintenance—Litter Pickup	Cities of Lake Forest Park, Kenmore, SeaTac	
	IN	Maintenance—Litter Pickup	City of Seattle	
	CS	Maintenance—Litter Pickup	King County Departments: Parks, Roads, Transit, Facilities Management, Waste Water, Water Quality	
	IN	Maintenance—Parks	City of Seattle - community festival	
	IN	Maintenance—Records/archives	King County Records	
	IN	Natural Resources—Brush Removal	Department of Transportation	
	IN	Natural Resources—Weed Control	Department of Transportation	
	CS	Services—Graffiti Removal	Cities of Lake Forest Park, Kenmore, SeaTac	
	CS	Services—Graffiti Removal	King County Departments: Parks, Roads, Transit, Facilities Management, Waste Water, Water Quality	
	IN	Services—Snow Removal	City of Seattle	
	IN	Services—Vehicle Washing/Detailing	King County	
	Jail	IN	Food Service	Work Release Inmates
		IN	General Labor	Work Release Inmates and Staff
		IN	Janitorial	Work Release Inmates and Staff
IN		Recycling—Pallets	Jail Kitchen	
IN		Staffing—Barber	Work Release Inmates	




2003 Offender Work Report

King County Community Corrections Average Daily Population: 120

If checked, data estimated.

WORK DETAIL (IN=Inmate; CS= Offender Sentenced to Community Service)

Category	By	Work	Customer
IN		Staffing—Holiday Setup	Work Release Inmates
IN		Staffing—Office Assistance (general)	Work Release Staff
IN		Truck Load/Unload	Jail Kitchen, Maintenance, and Supply



2003 Offender Work Report

King County Correctional Facility

Average Daily Population: 1,272

If checked, data estimated.

LABOR HOURS	Work in Jails		Work for Government		Work for Not-for-Profit Organizations	
	Average Workers	Total Hours	Average Workers	Total Hours	Average Workers	Total Hours


Inmate Labor	117	197,480				
Community Service Labor						
Subtotal	117	197,480				

VALUE OF HOURS @ \$7.01 per hour	Offsetting Costs of Incarceration		Reducing Tax Burden		Contributing to Community	
		\$1,384,335		\$0		\$0

TOTAL HOURS	197,480	TOTAL VALUE	\$1,384,335
--------------------	----------------	--------------------	--------------------

WORK DETAIL (IN=Inmate; CS= Offender Sentenced to Community Service)

Category	By	Work	Customer
Jail		Food Service	Dept of Adult and Juvenile Detention Staff and Inmates
		General Labor	Dept of Adult and Juvenile Detention Staff and Inmates
		Janitorial	Dept of Adult and Juvenile Detention Staff and Inmates
		Landscaping	Dept of Adult and Juvenile Detention Staff and Public Inmates
		Laundry	Inmates
		Maintenance—Grounds	Dept of Adult and Juvenile Detention Staff and Public
		Maintenance—Litter Pickup	Dept of Adult and Juvenile Detention Staff and Public
		Services—Graffiti Removal	Dept of Adult and Juvenile Detention Staff and Public
		Staffing—Barber	Inmates
		Staffing—Commissary	Inmates



2003 Offender Work Report

King County Regional Justice Center Average Daily Population: 947

If checked, data estimated.

LABOR HOURS	Work in Jails		Work for Government		Work for Not-for-Profit Organizations	
	Average Workers	Total Hours	Average Workers	Total Hours	Average Workers	Total Hours


Inmate Labor	86	162,071				
Community Service Labor						
Subtotal	86	162,071				

VALUE OF HOURS @ \$7.01 per hour	Offsetting Costs of Incarceration		Reducing Tax Burden		Contributing to Community	
		\$1,136,119		\$0		\$0

TOTAL HOURS	162,071	TOTAL VALUE	\$1,136,119
--------------------	----------------	--------------------	--------------------

WORK DETAIL (IN=Inmate; CS= Offender Sentenced to Community Service)

Category	By	Work	Customer
Jail		Food Service	Inmates and Jail Staff
		Janitorial	Inmates and Building Facilities Department
		Laundry	Inmates
		Staffing—Commissary	Jail Staff



2003 Offender Work Report

Kirkland Police Department

Average Daily Population: 4

If checked, data estimated.

LABOR HOURS	Work in Jails		Work for Government		Work for Not-for-Profit Organizations	
	Average Workers	Total Hours	Average Workers	Total Hours	Average Workers	Total Hours


Inmate Labor	2	826				
Community Service Labor						
Subtotal	2	826				

VALUE OF HOURS @ \$7.01 per hour	Offsetting Costs of Incarceration		Reducing Tax Burden		Contributing to Community	
	\$5,790		\$0		\$0	

TOTAL HOURS	826	TOTAL VALUE	\$5,790
--------------------	------------	--------------------	----------------

WORK DETAIL (IN=Inmate; CS= Offender Sentenced to Community Service)

Category	By	Work	Customer
Jail		General Labor	City of Kirkland
		Maintenance—Building	City of Kirkland
		Services—Snow Removal	City of Kirkland



2003 Offender Work Report

Kitsap County Jail

Average Daily Population: 292

If checked, data estimated.

LABOR HOURS	Work in Jails		Work for Government		Work for Not-for-Profit Organizations	
	Average Workers	Total Hours	Average Workers	Total Hours	Average Workers	Total Hours

Inmate Labor	31	75,976		8,951		
Community Service Labor				10,802		
Subtotal	31	75,976		19,753		


VALUE OF HOURS @ \$7.01 per hour	Offsetting Costs of Incarceration		Reducing Tax Burden		Contributing to Community	
		\$532,592		\$138,469		\$0

TOTAL HOURS	95,729	TOTAL VALUE	\$671,060
--------------------	---------------	--------------------	------------------

Customers for the out-of-custody inmate work program include: Department of Emergency Management, Kitsap Pavilion, Habitat for Humanity, Olalla Recovery Center, South Kitsap Food Bank, Kitsap Regional Library, Holly Ridge Center, Veterans' Memorial Park, Puyallup Tribal Treatment Center, Skateboard Park, Martha and Mary Health Service, City of Bremerton Parks and Recreation, Kola-Kola Complex, Salvation Army, YWCA, Newberry Hills Trails, Silverdale Community Center, Island Lake, West Sound Treatment Center, and Salisbury Park.

WORK DETAIL (IN=Inmate; CS= Offender Sentenced to Community Service)

Category	By	Work	Customer
Government		General Labor	South Road Shed, EVOG Course, Sheriff's Office Substations, WESTNET, Silverdale Library
		Maintenance/Setup—Fairgrounds	Fairgrounds
		Maintenance—Courthouse	Kitsap County
		Maintenance—Litter Pickup	Kitsap County
		Maintenance—Parks	County Parks Department
		Maintenance—Pistol Range	Kitsap County
		Maintenance—Trail	Clear Creek Trail
Jail		Building Refurbishment	Kitsap County Jail
		Food Service	Kitsap County Jail
		Janitorial	Kitsap County Jail
		Laundry	Kitsap County Jail



2003 Offender Work Report

Kittitas County Jail

Average Daily Population: 108

If checked, data estimated.

LABOR HOURS	Work in Jails		Work for Government		Work for Not-for-Profit Organizations	
	Average Workers	Total Hours	Average Workers	Total Hours	Average Workers	Total Hours


Inmate Labor	9	27,464		7	20,024		3	9,176
Community Service Labor								
Subtotal	9	27,464		7	20,024		3	9,176

VALUE OF HOURS @ \$7.01 per hour	Offsetting Costs of Incarceration		Reducing Tax Burden		Contributing to Community	
		\$192,523		\$140,368		\$64,324

TOTAL HOURS	56,664	TOTAL VALUE	\$397,215
--------------------	---------------	--------------------	------------------

WORK DETAIL (IN=Inmate; CS= Offender Sentenced to Community Service)

Category	By	Work	Customer
Government		Building Refurbishment	County Maintenance
		General Labor	County Maintenance
		Janitorial	County Maintenance
		Landscaping	County Maintenance
		Maintenance/Setup—Fairgrounds	County Maintenance
		Maintenance—Building	County Maintenance
		Maintenance—Courthouse	County Maintenance
		Maintenance—Facilities	County Maintenance
		Maintenance—Grounds	County Maintenance
		Services—Snow Removal	County Maintenance
	Jail		Food Service
		Janitorial	Corrections Center
		Laundry	Corrections Center
		Maintenance—Litter Pickup	Corrections Center
		Maintenance—Other	Corrections Center
		Services—Vehicle Washing/Detailing	Corrections Center
		Sewing—Inmate Uniform Repair	Corrections Center



2003 Offender Work Report

Klickitat County Jail

Average Daily Population: 52

If checked, data estimated.

LABOR HOURS	Work in Jails		Work for Government		Work for Not-for-Profit Organizations	
	Average Workers	Total Hours	Average Workers	Total Hours	Average Workers	Total Hours


Inmate Labor	10,950		100	
Community Service Labor				
Subtotal	10,950		100	

VALUE OF HOURS @ \$7.01 per hour	Offsetting Costs of Incarceration	Reducing Tax Burden	Contributing to Community
		\$76,760	\$701

TOTAL HOURS	11,050	TOTAL VALUE	\$77,461
--------------------	---------------	--------------------	-----------------

WORK DETAIL (IN=Inmate; CS= Offender Sentenced to Community Service)

Category	By	Work	Customer
Jail		Food Service	Jail
		Janitorial	Jail
		Laundry	Jail



2003 Offender Work Report

Lewis County Jail

Average Daily Population: 200

If checked, data estimated.

LABOR HOURS	Work in Jails		Work for Government		Work for Not-for-Profit Organizations	
	Average Workers	Total Hours	Average Workers	Total Hours	Average Workers	Total Hours

Inmate Labor	13	30,670	7	16,697	3	1,669
Community Service Labor						
Subtotal	13	30,670	7	16,697	3	1,669

VALUE OF HOURS @ \$7.01 per hour	Offsetting Costs of Incarceration		Reducing Tax Burden		Contributing to Community	
		\$214,997		\$117,046		\$11,698

TOTAL HOURS	49,036	TOTAL VALUE	\$343,741
--------------------	---------------	--------------------	------------------

WORK DETAIL (IN=Inmate; CS= Offender Sentenced to Community Service)

Category	By	Work	Customer
Community		General Labor	Steam Train, Chamber of Commerce, Legal Aid, Blanchet House, Information Services, Dairy Goat Association
		Maintenance—Museum	Veteran's Museum
		Truck Load/Unload	Lewis County Food Bank, Visiting Nurses
Government		Food Service	Senior Center
		General Labor	City of Chehalis, City of Centralia, City of Winlock, City of Vader, Port of Centralia, Dept of Corrections
		Maintenance/Setup—Fairgrounds	Lewis County Facilities
		Maintenance—Courthouse	Lewis County Facilities
		Maintenance—Facilities	Lewis County Facilities
		Maintenance—Litter Pickup	Lewis County Public Works
		Maintenance—Parks	City of Chehalis, City of Centralia
		Recycling—General	Lewis County Transfer Station
		Services—Firewood	Lewis County Sheriff's Office
		Staffing—Animal Care	Lewis County Animal Shelter
Jail		Food Service	Lewis County Jail
		Services—Vehicle Washing/Detailing	Lewis County Jail



2003 Offender Work Report

Lincoln County Jail

Average Daily Population: 17

If checked, data estimated.

LABOR HOURS	Work in Jails		Work for Government		Work for Not-for-Profit Organizations	
	Average Workers	Total Hours	Average Workers	Total Hours	Average Workers	Total Hours


Inmate Labor	4	5,108				
Community Service Labor						
Subtotal	4	5,108				

VALUE OF HOURS @ \$7.01 per hour	Offsetting Costs of Incarceration		Reducing Tax Burden		Contributing to Community	
		\$35,810		\$0		\$0

TOTAL HOURS	5,108	TOTAL VALUE	\$35,810
--------------------	--------------	--------------------	-----------------

WORK DETAIL (IN=Inmate; CS= Offender Sentenced to Community Service)

Category	By	Work	Customer
Government		General Labor	Courthouse Grounds
		Landscaping	County Grounds
		Maintenance—Courthouse	Lincoln County
		Maintenance—Litter Pickup	Lincoln County Grounds
		Maintenance—Pistol Range	Lincoln County Sheriff
		Services—Snow Removal	Lincoln County Departments
		Services—Vehicle Washing/Detailing	Lincoln County Sheriff/County
	Jail		Food Service
		Laundry	Jail
		Maintenance—Pistol Range	Lincoln County Sheriff



2003 Offender Work Report

Lynnwood Police Department

Average Daily Population: 37

If checked, data estimated.

LABOR HOURS	Work in Jails		Work for Government		Work for Not-for-Profit Organizations	
	Average Workers	Total Hours	Average Workers	Total Hours	Average Workers	Total Hours

Inmate Labor	4	8,849				
Community Service Labor				259	18,968	
Subtotal	4	8,849		259	18,968	


VALUE OF HOURS @ \$7.01 per hour	Offsetting Costs of Incarceration		Reducing Tax Burden		Contributing to Community	
		\$62,034		\$132,966		\$0

TOTAL HOURS	27,817	TOTAL VALUE	\$195,000
--------------------	---------------	--------------------	------------------

Inmate labor hours are estimated. Community restitution hours are actual. A total of 517 people participated in the community restitution program during 2003.

WORK DETAIL (IN=Inmate; CS= Offender Sentenced to Community Service)

Category	By	Work	Customer
Government		General Labor	City of Lynnwood
		Landscaping	City of Lynnwood
		Maintenance—Facilities	City of Lynnwood
		Maintenance—Golf Course	City of Lynnwood
		Maintenance—Grounds	City of Lynnwood
		Maintenance—Litter Pickup	City of Lynnwood
		Maintenance—Outdoor	City of Lynnwood
		Maintenance—Parks	City of Lynnwood
		Maintenance—Road	City of Lynnwood
		Maintenance—Trail	City of Lynnwood
		Natural Resources—Weed Control	City of Lynnwood
		Natural Resources—Brush Removal	City of Lynnwood
		Services—Vehicle Washing/Detailing	City of Lynnwood
		Staffing—Library	City of Lynnwood



2003 Offender Work Report

Mason County Jail

Average Daily Population: 107

If checked, data estimated.

LABOR HOURS	Work in Jails		Work for Government		Work for Not-for-Profit Organizations	
	Average Workers	Total Hours	Average Workers	Total Hours	Average Workers	Total Hours

Inmate Labor	8	17,260		4	1,056		6	4,036
Community Service Labor								
Subtotal	8	17,260		4	1,056		6	4,036

VALUE OF HOURS @ \$7.01 per hour	Offsetting Costs of Incarceration		Reducing Tax Burden		Contributing to Community	
		\$120,993		\$7,403		\$28,292

TOTAL HOURS	22,352	TOTAL VALUE	\$156,688
--------------------	---------------	--------------------	------------------

WORK DETAIL (IN=Inmate; CS= Offender Sentenced to Community Service)

Category	By	Work	Customer
Community		Maintenance/Setup—Fairgrounds	Fairgrounds, Rodeo
		Recycling—Appliance	Community
		Recycling—General	Community
Government		General Labor	City of Shelton Police
		Janitorial	Mason County
		Landscaping	Mason County, Parks
		Maintenance—Facilities	Mason County
		Maintenance—Litter Pickup	City of Shelton, Mason County
		Maintenance—Parks	Mason County Parks
		Maintenance—Records/archives	Mason County
		Natural Resources-Erosion/Flood Control	City of Shelton
		Services—Vehicle Washing/Detailing	City of Shelton, Mason County
	Jail		Building Refurbishment
		Food Service	Mason County Jail
		General Labor	Mason County Jail
		Janitorial	Mason County Jail
		Landscaping	Mason County Jail
		Laundry	Mason County Jail
		Maintenance—Facilities	Mason County Jail
		Maintenance—Litter Pickup	Mason County Jail
		Maintenance—Records/archives	Mason County Jail
		Truck Load/Unload	Mason County Jail



2003 Offender Work Report

Nisqually Tribe

Average Daily Population: 24

If checked, data estimated.


LABOR HOURS	Work in Jails		Work for Government		Work for Not-for-Profit Organizations	
	Average Workers	Total Hours	Average Workers	Total Hours	Average Workers	Total Hours

Inmate Labor	2	1,651				
Community Service Labor						
Subtotal	2	1,651				

VALUE OF HOURS @ \$7.01 per hour	Offsetting Costs of Incarceration		Reducing Tax Burden		Contributing to Community	
		\$11,574		\$0		\$0

TOTAL HOURS	1,651	TOTAL VALUE	\$11,574
--------------------	--------------	--------------------	-----------------

No Task List provided.



2003 Offender Work Report

Oak Harbor Police Department

Average Daily Population: **8**

If checked, data estimated.

LABOR HOURS	Work in Jails		Work for Government		Work for Not-for-Profit Organizations	
	Average Workers	Total Hours	Average Workers	Total Hours	Average Workers	Total Hours


Inmate Labor	1	2,496		2	4,608		
Community Service Labor							
Subtotal	1	2,496		2	4,608		

VALUE OF HOURS @ \$7.01 per hour	Offsetting Costs of Incarceration		Reducing Tax Burden		Contributing to Community	
		\$17,497		\$32,302		\$0

TOTAL HOURS	7,104	TOTAL VALUE	\$49,799
--------------------	--------------	--------------------	-----------------

WORK DETAIL (IN=Inmate; CS= Offender Sentenced to Community Service)

Category	By	Work	Customer	
Government		General Labor		
		Janitorial		
		Landscaping		
		Maintenance—Grounds		
		Maintenance—Litter Pickup		
		Maintenance—Outdoor		
		Maintenance—Parks		
		Services—Vehicle Washing/Detailing		
	Jail		Food Service	
			General Labor	
		Janitorial		
		Laundry		
		Services—Vehicle Washing/Detailing		



2003 Offender Work Report

Okanogan County Jail

Average Daily Population: 140

If checked, data estimated.

LABOR HOURS	Work in Jails		Work for Government		Work for Not-for-Profit Organizations	
	Average Workers	Total Hours	Average Workers	Total Hours	Average Workers	Total Hours


Inmate Labor	12	35,128	6	18,344	4	14,072
Community Service Labor						
Subtotal	12	35,128	6	18,344	4	14,072

VALUE OF HOURS @ \$7.01 per hour	Offsetting Costs of Incarceration		Reducing Tax Burden		Contributing to Community	
		\$246,247		\$128,591		\$98,645

TOTAL HOURS	67,544	TOTAL VALUE	\$473,483
--------------------	---------------	--------------------	------------------

WORK DETAIL (IN=Inmate; CS= Offender Sentenced to Community Service)

Category	By	Work	Customer
Community		Maintenance—Parks	Elks
	Government	Janitorial	Okanogan County
		Landscaping	Okanogan County Courthouse
		Maintenance/Setup—Fairgrounds	County
		Maintenance—Building	Jail/Juvenile
		Maintenance—Courthouse	Courthouse
		Maintenance—Litter Pickup	Department of Corrections/Department of Ecology
		Maintenance—Parks	City/Town
		Services—Vehicle Washing/Detailing	Deputy/Search and Rescue/Transport
Jail		Food Service	Jail/Juvenile
		Janitorial	Jail
		Landscaping	Jail
		Laundry	Jail/Juvenile
		Maintenance—Building	Jail/Juvenile
		Services—Vehicle Washing/Detailing	Deputy/Search and Rescue/Transport
		Staffing—Commissary	Jail



2003 Offender Work Report

Olympia Police Department

Average Daily Population: 26

If checked, data estimated.

LABOR HOURS	Work in Jails		Work for Government		Work for Not-for-Profit Organizations	
	Average Workers	Total Hours	Average Workers	Total Hours	Average Workers	Total Hours


Inmate Labor	3	2,890				
Community Service Labor						
Subtotal	3	2,890				

VALUE OF HOURS @ \$7.01 per hour	Offsetting Costs of Incarceration		Reducing Tax Burden		Contributing to Community	
		\$20,256		\$0		\$0

TOTAL HOURS	2,890	TOTAL VALUE	\$20,256
--------------------	--------------	--------------------	-----------------

WORK DETAIL (IN=Inmate; CS= Offender Sentenced to Community Service)

Category	By	Work	Customer
Jail		Food Service	Olympia City Jail
		Janitorial	Olympia City Jail
		Laundry	Olympia City Jail



2003 Offender Work Report

Pacific County Jail

Average Daily Population: 28

If checked, data estimated.

LABOR HOURS	Work in Jails		Work for Government		Work for Not-for-Profit Organizations	
	Average Workers	Total Hours	Average Workers	Total Hours	Average Workers	Total Hours


Inmate Labor	3	5,707				
Community Service Labor						
Subtotal	3	5,707				

VALUE OF HOURS @ \$7.01 per hour	Offsetting Costs of Incarceration		Reducing Tax Burden		Contributing to Community	
		\$40,006		\$0		\$0

TOTAL HOURS	5,707	TOTAL VALUE	\$40,006
--------------------	--------------	--------------------	-----------------

WORK DETAIL (IN=Inmate; CS= Offender Sentenced to Community Service)

Category	By	Work	Customer
Jail		Food Service	
		Laundry	
		Other	
		Services—Vehicle Washing/Detailing	



2003 Offender Work Report

Pend Oreille County Jail

Average Daily Population: 25

If checked, data estimated.

LABOR HOURS	Work in Jails		Work for Government		Work for Not-for-Profit Organizations	
	Average Workers	Total Hours	Average Workers	Total Hours	Average Workers	Total Hours

Inmate Labor	3	3,870				
Community Service Labor	3	5,489		5,409		80
Subtotal	6	9,359		5,409		80


VALUE OF HOURS @ \$7.01 per hour	Offsetting Costs of Incarceration		Reducing Tax Burden		Contributing to Community	
		\$65,607		\$37,917		\$561

TOTAL HOURS	14,848	TOTAL VALUE	\$104,084
--------------------	---------------	--------------------	------------------

Inmate labor hours are estimated. Community restitution hours are actual.

WORK DETAIL (IN=Inmate; CS= Offender Sentenced to Community Service)

Category	By	Work	Customer
Government		General Labor	Pend Oreille County
		Landscaping	Pend Oreille County, City of Newport
		Maintenance/Setup—Fairgrounds	Pend Oreille County Fair
		Maintenance—Grounds	Pend Oreille County, Newport, Cusick, Ione
		Maintenance—Litter Pickup	Pend Oreille County, State of Washington
		Maintenance—Parks	Pend Oreille County, Newport, Cusick, Ione
		Natural Resources—Brush Removal	Pend Oreille County
		Recycling—General	Pend Oreille County
		Services—Snow Removal	Pend Oreille County, City of Newport
		Services—Vehicle Washing/Detailing	Pend Oreille County, Kalispel Tribe
		Warehousing	Newport Library
	Jail		Food Service
		Janitorial	Jail
		Laundry	Jail



2003 Offender Work Report

Pierce County Corrections

Average Daily Population: 1,201

If checked, data estimated.

LABOR HOURS	Work in Jails		Work for Government		Work for Not-for-Profit Organizations	
	Average Workers	Total Hours	Average Workers	Total Hours	Average Workers	Total Hours


Inmate Labor	59	168,680				5	10,320
Community Service Labor							
Subtotal	59	168,680				5	10,320

VALUE OF HOURS @ \$7.01 per hour	Offsetting Costs of Incarceration	Reducing Tax Burden	Contributing to Community
		\$1,182,450	\$0

TOTAL HOURS	179,000	TOTAL VALUE	\$1,254,793
--------------------	----------------	--------------------	--------------------

WORK DETAIL (IN=Inmate; CS= Offender Sentenced to Community Service)

Category	By	Work	Customer
Community		Maintenance—Litter Pickup	Pierce County Unincorporated Areas
Government		Maintenance—Pistol Range	Pierce County Sheriff's Department
		Services—Vehicle Washing/Detailing	Pierce County Employees
Jail		Food Service	Staff and Inmates
		Janitorial	Jail Facility
		Laundry	Inmates
		Sewing—Inmate Property Bags	Inmates
		Sewing—Inmate Uniform Repair	Inmates
		Staffing—Barber	Inmates
		Staffing—Commissary	Inmates
		Staffing—Library	Inmates
		Truck Load/Unload	Jail facility



2003 Offender Work Report

Puyallup Police Department

Average Daily Population: 35

If checked, data estimated.

LABOR HOURS	Work in Jails		Work for Government		Work for Not-for-Profit Organizations	
	Average Workers	Total Hours	Average Workers	Total Hours	Average Workers	Total Hours


Inmate Labor	12,160			
Community Service Labor				
Subtotal	12,160			

VALUE OF HOURS @ \$7.01 per hour	Offsetting Costs of Incarceration	Reducing Tax Burden	Contributing to Community
		\$85,242	\$0

TOTAL HOURS	12,160	TOTAL VALUE	\$85,242
--------------------	---------------	--------------------	-----------------

WORK DETAIL (IN=Inmate; CS= Offender Sentenced to Community Service)

Category	By	Work	Customer
Jail	IN	Food Service	Jail
	IN	Janitorial	Jail
	IN	Laundry	Jail



2003 Offender Work Report

Renton Police Department

Average Daily Population: 65

If checked, data estimated.

LABOR HOURS	Work in Jails		Work for Government		Work for Not-for-Profit Organizations	
	Average Workers	Total Hours	Average Workers	Total Hours	Average Workers	Total Hours


Inmate Labor	1	4,334				
Community Service Labor						
Subtotal	1	4,334				

VALUE OF HOURS @ \$7.01 per hour	Offsetting Costs of Incarceration		Reducing Tax Burden		Contributing to Community	
		\$30,381		\$0		\$0

TOTAL HOURS	4,334	TOTAL VALUE	\$30,381
--------------------	--------------	--------------------	-----------------

WORK DETAIL (IN=Inmate; CS= Offender Sentenced to Community Service)

Category	By	Work	Customer
Jail		Food Service	Jail
		Janitorial	Jail
		Laundry	Jail



2003 Offender Work Report

San Juan County Jail

Average Daily Population:

If checked, data estimated.

LABOR HOURS	Work in Jails		Work for Government		Work for Not-for-Profit Organizations	
	Average Workers	Total Hours	Average Workers	Total Hours	Average Workers	Total Hours

Inmate Labor						
Community Service Labor			6	3,752		6 3,752
Subtotal			6	3,752		6 3,752


VALUE OF HOURS @ \$7.01 per hour	Offsetting Costs of Incarceration	Reducing Tax Burden	Contributing to Community
	\$0	\$26,302	\$26,302

TOTAL HOURS	7,504	TOTAL VALUE	\$52,603
--------------------	--------------	--------------------	-----------------

San Juan County Jail is a holding facility only. All labor is performed by offenders serving community restitution hours. An average of 6 offenders per day participated in the program. General Labor tasks performed for the Courthouse, the Fair Grounds, and County Parks include janitorial services, landscaping services, building and facilities maintenance, and grounds and outdoor maintenance.

WORK DETAIL (IN=Inmate; CS= Offender Sentenced to Community Service)

Category	By Work	Customer
Community	Building Refurbishment	Food Bank
	Recycling—General	Head Start, Island Recreation
	Staffing—Animal Care	San Juan Humane Societies
Government	Building Refurbishment	Courthouse, Fairgrounds
	General Labor	Courthouse, Fairgrounds, County Parks
	Maintenance/Setup—Fairgrounds	Fair Grounds
	Maintenance/Setup—Playing Field	Friday Harbor Elementary
	Maintenance—Litter Pickup	San Juan County
	Maintenance—Museum	San Juan Historical Museum
	Maintenance—Parks	Odlin, Moran State Park, San Juan County Park
	Maintenance—Pistol Range	San Juan County Sheriff
	Maintenance—Records/archives	San Juan County
	Maintenance—Trail	Odin Park, Moran State Park, San Juan County Park
	Natural Resources—Weed Control	Noxious Weed Board
	Recycling—General	San Juan County
	Services—Firewood	Odlin Park, San Juan County Park
	Services—Snow Removal	Courthouse



2003 Offender Work Report

Skagit County Jail

Average Daily Population: 236

If checked, data estimated.

LABOR HOURS	Work in Jails		Work for Government		Work for Not-for-Profit Organizations	
	Average Workers	Total Hours	Average Workers	Total Hours	Average Workers	Total Hours


Inmate Labor	43,800		35,672		
Community Service Labor					
Subtotal	43,800		35,672		

VALUE OF HOURS @ \$7.01 per hour	Offsetting Costs of Incarceration	Reducing Tax Burden	Contributing to Community
		\$307,038	\$250,057

TOTAL HOURS	79,472	TOTAL VALUE	\$557,095
--------------------	---------------	--------------------	------------------

WORK DETAIL (IN=Inmate; CS= Offender Sentenced to Community Service)

Category	By	Work	Customer
Government		Maintenance—Litter Pickup	Skagit County
		Maintenance—Parks	Skagit County, cities
		Natural Resources—Weed Control	Skagit County
		Services—Graffiti Removal	Skagit County
		Services—Vehicle Washing/Detailing	Skagit Transit, Skagit County Sheriff's Office
		Staffing—Event	Skagit County
Jail		Food Service	Skagit County Jail
		Laundry	Skagit County Jail



2003 Offender Work Report

Skamania County Jail

Average Daily Population: 25

If checked, data estimated.

LABOR HOURS	Work in Jails		Work for Government		Work for Not-for-Profit Organizations	
	Average Workers	Total Hours	Average Workers	Total Hours	Average Workers	Total Hours

Inmate Labor	2	7,128		3	8,736		1	2,544
Community Service Labor								
Subtotal	2	7,128		3	8,736		1	2,544


VALUE OF HOURS @ \$7.01 per hour	Offsetting Costs of Incarceration		Reducing Tax Burden		Contributing to Community	
		\$49,967		\$61,239		\$17,833

TOTAL HOURS	18,408	TOTAL VALUE	\$129,040
--------------------	---------------	--------------------	------------------

Labor performed for the US Forest Services includes building refurbishment, landscaping, general indoor and outdoor maintenance, road and trail maintenance, brush removal, conservation projects, erosion and flood control, weed control, canal cleaning, firewood, and snow removal.

WORK DETAIL (IN=Inmate; CS= Offender Sentenced to Community Service)

Category	By Work	Customer
Community	Maintenance—Museum	Columbia Gorge Interpretive Center
	Staffing—Food Bank	Skamania County Food Bank
Government	General Labor	United States Forest Service
	Maintenance/Setup—Fairgrounds	Skamania County Parks and Recreation
	Maintenance/Setup—Playing Field	Skamania County Parks and Recreation
	Maintenance—Facilities	Skamania County Buildings and Grounds
	Maintenance—Grounds	Skamania County Buildings and Grounds
	Maintenance—Litter Pickup	State Department of Ecology Grant
	Maintenance—Parks	Skamania County Buildings and Grounds
	Maintenance—Pistol Range	Skamania County Sheriff's Office
	Maintenance—Records/archives	Skamania County Sheriff's Office
	Maintenance—Vehicle	Skamania County Motor Pool
	Recycling—General	Skamania County Transfer Facility
	Services—Vehicle Washing/Detailing	Skamania County Sheriff's Office
	Staffing—Holiday Setup	Skamania County Buildings and Grounds
	Jail	Food Service
Janitorial		Skamania County Jail
Laundry		Skamania County Jail



2003 Offender Work Report

Snohomish County Corrections

Average Daily Population: 874

If checked, data estimated.

LABOR HOURS	Work in Jails		Work for Government		Work for Not-for-Profit Organizations	
	Average Workers	Total Hours	Average Workers	Total Hours	Average Workers	Total Hours


Inmate Labor	192	210,134		30	31,276		2	4,345
Community Service Labor								
Subtotal	192	210,134		30	31,276		2	4,345

VALUE OF HOURS @ \$7.01 per hour	Offsetting Costs of Incarceration		Reducing Tax Burden		Contributing to Community	
		\$1,473,036		\$219,245		\$30,458

TOTAL HOURS	245,755	TOTAL VALUE	\$1,722,739
--------------------	----------------	--------------------	--------------------

WORK DETAIL (IN=Inmate; CS= Offender Sentenced to Community Service)

Category	By Work	Customer	
Government	General Labor	Various County Agencies	
	Maintenance/Setup—Fairgrounds	Evergreen Fairgrounds	
	Maintenance—Building	Snohomish County Facilities Maintenance	
	Maintenance—Grounds	Various County Agencies	
	Maintenance—Litter Pickup	City of Snohomish	
	Maintenance—Other	Various County Agencies	
	Maintenance—Parks	Snohomish County Parks, City of Snohomish	
	Maintenance—Records/archives	Snohomish County Records Management	
	Maintenance—Vehicle	Snohomish County Motor Pool	
	Other—See Notes	Salmon Habitat Restoration	
	Services—Snow Removal	Snohomish County Facilities Maintenance	
	Services—Vehicle Washing/Detailing	Snohomish County Fleet Management	
	Jail	Food Service	Snohomish County Corrections
		General Labor	Snohomish County Corrections
Janitorial		Snohomish County Corrections	
Landscaping		Snohomish County Corrections	
Laundry		Snohomish County Corrections	
Maintenance—Building		Snohomish County Corrections Maintenance	
Maintenance—Litter Pickup		Snohomish County Corrections Road Crew	
Sewing—Inmate Uniform Repair		Snohomish County Corrections	
Sewing—Other		Snohomish County Corrections	
Staffing—Infirmary		Snohomish County Corrections	
Staffing—Library		Snohomish County Corrections	
Truck Load/Unload	Snohomish County Corrections		



2003 Offender Work Report

Spokane County Geiger Corrections

Average Daily Population: 541

If checked, data estimated.

LABOR HOURS	Work in Jails		Work for Government		Work for Not-for-Profit Organizations	
	Average Workers	Total Hours	Average Workers	Total Hours	Average Workers	Total Hours


Inmate Labor	90	139,100		84	76,816	
Community Service Labor						
Subtotal	90	139,100		84	76,816	

VALUE OF HOURS @ \$7.01 per hour	Offsetting Costs of Incarceration		Reducing Tax Burden		Contributing to Community	
		\$975,091		\$538,480		\$0

TOTAL HOURS	215,916	TOTAL VALUE	\$1,513,571
--------------------	----------------	--------------------	--------------------

WORK DETAIL (IN=Inmate; CS= Offender Sentenced to Community Service)

Category	By	Work	Customer
Community		Services—Graffiti Removal	Downtown Businesses
		Services—Snow Removal	Downtown Businesses
Government		Maintenance/Setup—Fairgrounds	Spokane County
		Maintenance—Golf Course	Spokane County
		Maintenance—Grounds	Spokane County Courthouse
		Maintenance—Litter Pickup	Spokane City, Spokane County, Airport
		Maintenance—Other	Department of Ecology/Hazard/ Waste/Contamination Clean Up
		Maintenance—Parks	City of Spokane
		Maintenance—Road	City of Spokane, Spokane County
		Maintenance—Vehicle	Sheriff's Department
		Natural Resources—Brush Removal	Spokane County Public Works
		Natural Resources-Erosion/Flood Control	Spokane County Public Works
		Recycling—General	City of Spokane
		Services—Graffiti Removal	City of Spokane
		Services—Snow Removal	Spokane County Public Works
	Jail		Building Refurbishment
		Food Service	Geiger Corrections Center
		General Labor	Geiger Corrections Center
		Janitorial	Geiger Corrections Center
		Landscaping	Geiger Corrections Center
		Laundry	Geiger Corrections Center
		Services—Vehicle Washing/Detailing	Geiger Corrections Center
		Sewing—Inmate Property Bags	Geiger Corrections Center
		Sewing—Inmate Uniform Repair	Geiger Corrections Center
		Staffing—Barber	Geiger Corrections Center



2003 Offender Work Report


Spokane County Geiger Corrections

Average Daily Population: 541

If checked, data estimated.

WORK DETAIL (IN=Inmate; CS= Offender Sentenced to Community Service)

Category	By	Work	Customer
		Staffing—Commissary	Geiger Corrections Center
		Staffing—Event	Geiger Corrections Center



2003 Offender Work Report

Spokane County Jail

Average Daily Population: 605

If checked, data estimated.

LABOR HOURS	Work in Jails		Work for Government		Work for Not-for-Profit Organizations	
	Average Workers	Total Hours	Average Workers	Total Hours	Average Workers	Total Hours


Inmate Labor	52	118,267				
Community Service Labor						
Subtotal	52	118,267				

VALUE OF HOURS @ \$7.01 per hour	Offsetting Costs of Incarceration		Reducing Tax Burden		Contributing to Community	
		\$829,053		\$0		\$0

TOTAL HOURS	118,267	TOTAL VALUE	\$829,053
--------------------	----------------	--------------------	------------------

WORK DETAIL (IN=Inmate; CS= Offender Sentenced to Community Service)

Category	By	Work	Customer
Jail		Food Service	
		Janitorial	
		Laundry	



2003 Offender Work Report

Stevens County Jail

Average Daily Population: 50

If checked, data estimated.

LABOR HOURS	Work in Jails		Work for Government		Work for Not-for-Profit Organizations	
	Average Workers	Total Hours	Average Workers	Total Hours	Average Workers	Total Hours


Inmate Labor	4	11,349				
Community Service Labor						
Subtotal	4	11,349				

VALUE OF HOURS @ \$7.01 per hour	Offsetting Costs of Incarceration		Reducing Tax Burden		Contributing to Community	
		\$79,556		\$0		\$0

TOTAL HOURS	11,349	TOTAL VALUE	\$79,556
--------------------	---------------	--------------------	-----------------

WORK DETAIL (IN=Inmate; CS= Offender Sentenced to Community Service)

Category	By	Work	Customer
Jail		Food Service	Inmates within the facility
		General Labor	Jail
		Janitorial	Jail
		Laundry	Inmates within the facility
		Services—Vehicle Washing/Detailing	Stevens County
		Staffing—Library	Inmates within the facility



2003 Offender Work Report

Sunnyside Police Department

Average Daily Population: 43

If checked, data estimated.

LABOR HOURS	Work in Jails		Work for Government		Work for Not-for-Profit Organizations	
	Average Workers	Total Hours	Average Workers	Total Hours	Average Workers	Total Hours


Inmate Labor	12	52,013		2	7,430		
Community Service Labor							
Subtotal	12	52,013		2	7,430		

VALUE OF HOURS @ \$7.01 per hour	Offsetting Costs of Incarceration		Reducing Tax Burden		Contributing to Community	
		\$364,610		\$52,084		\$0

TOTAL HOURS	59,443	TOTAL VALUE	\$416,694
--------------------	---------------	--------------------	------------------

WORK DETAIL (IN=Inmate; CS= Offender Sentenced to Community Service)

Category	By	Work	Customer
Government		Maintenance/Setup—Playing Field	Sunnyside School District
		Maintenance—Litter Pickup	City of Sunnyside
		Maintenance—Other	City of Sunnyside
		Maintenance—Outdoor	City of Sunnyside
		Maintenance—Parks	City of Sunnyside
		Natural Resources—Weed Control	City of Sunnyside
		Services—Graffiti Removal	City of Sunnyside
	Jail		Building Refurbishment
		Food Service	Sunnyside Police Department
		Garden Produce	Sunnyside Police Department
		General Labor	Sunnyside Police Department
		Janitorial	Sunnyside Police Department
		Landscaping	Sunnyside Police Department
		Laundry	Sunnyside Police Department
		Maintenance—Building	Sunnyside Police Department
		Maintenance—Facilities	Sunnyside Police Department
		Maintenance—Grounds	Sunnyside Police Department
		Maintenance—Pistol Range	Sunnyside Police Department
		Maintenance—Vehicle	Sunnyside Police Department
		Services—Vehicle Washing/Detailing	Sunnyside Police Department



2003 Offender Work Report

Thurston County Corrections

Average Daily Population: 413

If checked, data estimated.

LABOR HOURS	Work in Jails		Work for Government		Work for Not-for-Profit Organizations	
	Average Workers	Total Hours	Average Workers	Total Hours	Average Workers	Total Hours


Inmate Labor	50	193,096		18,392		288
Community Service Labor						
Subtotal	50	193,096		18,392		288

VALUE OF HOURS @ \$7.01 per hour	Offsetting Costs of Incarceration		Reducing Tax Burden		Contributing to Community	
		\$1,353,603		\$128,928		\$2,019

TOTAL HOURS	211,776	TOTAL VALUE	\$1,484,550
--------------------	----------------	--------------------	--------------------

WORK DETAIL (IN=Inmate; CS= Offender Sentenced to Community Service)

Category	By	Work	Customer
Community		Maintenance—Building	Child Care Action Council, Grange
		Maintenance—Trail	Horse Trail Cleanup
		Staffing—Event	Lakefair, Sheriff's Special Details
Government		General Labor	Tenino School District, District Court
		Maintenance/Setup—Fairgrounds	Thurston County Fairgrounds
		Maintenance—Building	Thurston County Courthouse
		Maintenance—Litter Pickup	Thurston County
		Maintenance—Parks	Thurston County Parks
		Natural Resources—Weed Control	Thurston County
		Recycling—General	Solid Waste
		Services—Vehicle Washing/Detailing	Thurston County
		Staffing—Office Assistance (general)	District Court Runner
	Jail		Food Service
		Janitorial	Thurston County Jail



2003 Offender Work Report

Toppenish Police Department

Average Daily Population: 18

If checked, data estimated.

LABOR HOURS	Work in Jails		Work for Government		Work for Not-for-Profit Organizations	
	Average Workers	Total Hours	Average Workers	Total Hours	Average Workers	Total Hours


Inmate Labor	7	6,960				
Community Service Labor						
Subtotal	7	6,960				

VALUE OF HOURS @ \$7.01 per hour	Offsetting Costs of Incarceration		Reducing Tax Burden		Contributing to Community	
		\$48,790		\$0		\$0

TOTAL HOURS	6,960	TOTAL VALUE	\$48,790
--------------------	--------------	--------------------	-----------------

WORK DETAIL (IN=Inmate; CS= Offender Sentenced to Community Service)

Category	By	Work	Customer
Jail		Food Service	Jail
		Janitorial	Jail
		Laundry	Jail
		Maintenance—Grounds	Jail



2003 Offender Work Report

Wahkiakum County Jail

Average Daily Population: 10

If checked, data estimated.

LABOR HOURS	Work in Jails		Work for Government		Work for Not-for-Profit Organizations	
	Average Workers	Total Hours	Average Workers	Total Hours	Average Workers	Total Hours


Inmate Labor	10	5,753				
Community Service Labor						
Subtotal	10	5,753				

VALUE OF HOURS @ \$7.01 per hour	Offsetting Costs of Incarceration		Reducing Tax Burden		Contributing to Community	
	Average Workers	Total Hours	Average Workers	Total Hours	Average Workers	Total Hours
		\$40,329		\$0		\$0

TOTAL HOURS	5,753	TOTAL VALUE	\$40,329
--------------------	--------------	--------------------	-----------------

WORK DETAIL (IN=Inmate; CS= Offender Sentenced to Community Service)

Category	By	Work	Customer
Government		General Labor	Courthouse
		Landscaping	Courthouse
		Maintenance/Setup—Fairgrounds	Wahkiakum County Fair
		Maintenance—Courthouse	Courthouse
		Maintenance—Grounds	Courthouse
		Maintenance—Litter Pickup	Department of Transportation
		Maintenance—Other	Courthouse
		Maintenance—Parks	City of Cathlamet
		Recycling—General	Courthouse
	Jail		Food Service
		Janitorial	
		Laundry	
		Services—Vehicle Washing/Detailing	



2003 Offender Work Report

Walla Walla County Jail

Average Daily Population: 92

If checked, data estimated.

LABOR HOURS	Work in Jails		Work for Government		Work for Not-for-Profit Organizations	
	Average Workers	Total Hours	Average Workers	Total Hours	Average Workers	Total Hours

Inmate Labor	6	20,075		6	9,535		1,536
Community Service Labor							
Subtotal	6	20,075		6	9,535		1,536


VALUE OF HOURS @ \$7.01 per hour	Offsetting Costs of Incarceration		Reducing Tax Burden		Contributing to Community	
		\$140,726		\$66,840		\$10,764

TOTAL HOURS	31,146	TOTAL VALUE	\$218,330
--------------------	---------------	--------------------	------------------

Jail hours are estimated. Government and Community hours are actual.

WORK DETAIL (IN=Inmate; CS= Offender Sentenced to Community Service)

Category	By	Work	Customer
Community		Building Refurbishment	Prescott Lions Club
Government		Building Refurbishment	Walla Walla County
		General Labor	Walla Walla County Fairgrounds
		Janitorial	General Maintenance Facilities
		Landscaping	Walla Walla County Courthouse, Fairgrounds, Walla Walla City
		Maintenance/Setup—Fairgrounds	County
		Maintenance—Building	County
		Maintenance—Courthouse	County
		Maintenance—Facilities	County
		Maintenance—Litter Pickup	County Roads, Prescott, Waitsburg
		Maintenance—Pistol Range	Walla Walla County Sheriff's Department
		Natural Resources—Brush Removal	Radio Repeater Stations
		Natural Resources—Weed Control	Radio Repeater Stations
		Recycling—General	County Waste Management
		Services—Firewood	Court Services Juvenile Restitution Program
		Services—Vehicle Washing/Detailing	Walla Walla County Sheriff's Office and County Motor Pool
		Truck Load/Unload	County Jail and other County Facilities
Jail		Building Refurbishment	County Jail
		Food Service	County Jail
		Janitorial	County Jail



2003 Offender Work Report

Wapato Police Department

Average Daily Population: 38

If checked, data estimated.

LABOR HOURS	Work in Jails		Work for Government		Work for Not-for-Profit Organizations	
	Average Workers	Total Hours	Average Workers	Total Hours	Average Workers	Total Hours


Inmate Labor	8	22,085				
Community Service Labor						
Subtotal	8	22,085				

VALUE OF HOURS @ \$7.01 per hour	Offsetting Costs of Incarceration	Reducing Tax Burden	Contributing to Community
		\$154,814	\$0

TOTAL HOURS	22,085	TOTAL VALUE	\$154,814
--------------------	---------------	--------------------	------------------

WORK DETAIL (IN=Inmate; CS= Offender Sentenced to Community Service)

Category	By	Work	Customer
Government		Maintenance/Setup—Fairgrounds	City of Wapato
		Maintenance/Setup—Playing Field	City of Wapato
		Maintenance—Building	City of Wapato
		Maintenance—Courthouse	City of Wapato
		Maintenance—Facilities	City of Wapato
		Maintenance—Grounds	City of Wapato
		Maintenance—Litter Pickup	City of Wapato
		Maintenance—Outdoor	City of Wapato
		Maintenance—Parks	City of Wapato
		Maintenance—Road	City of Wapato
		Services—Fire Department Assistance	City of Wapato
		Services—Graffiti Removal	City of Wapato
		Services—Snow Removal	City of Wapato
	Jail		Food Service
		Janitorial	Jail
		Laundry	Jail
		Services—Vehicle Washing/Detailing	Jail



2003 Offender Work Report

Whatcom County Jail

Average Daily Population: 270

If checked, data estimated.

LABOR HOURS	Work in Jails		Work for Government		Work for Not-for-Profit Organizations	
	Average Workers	Total Hours	Average Workers	Total Hours	Average Workers	Total Hours

Inmate Labor	38	83,220		36	71,442		
Community Service Labor							
Subtotal	38	83,220		36	71,442		


VALUE OF HOURS @ \$7.01 per hour	Offsetting Costs of Incarceration		Reducing Tax Burden		Contributing to Community	
		\$583,372		\$500,808		\$0

TOTAL HOURS	154,662	TOTAL VALUE	\$1,084,181
--------------------	----------------	--------------------	--------------------

Average Daily Population included the main jail and a contracted minimum security facility.

WORK DETAIL (IN=Inmate; CS= Offender Sentenced to Community Service)

Category	By	Work	Customer	
Community		Maintenance/Setup—Fairgrounds	Northwest Washington Fair	
		Natural Resources—Brush Removal	Nooksack Salmon Enhancement Association	
		Natural Resources—Conservation	Nooksack Salmon Enhancement Association	
		Natural Resources—Weed Control	Nooksack Salmon Enhancement Association	
		Natural Resources-Erosion/Flood Control	Nooksack Salmon Enhancement Association	
Government		Building Refurbishment	Whatcom County	
		General Labor	Whatcom County	
		Landscaping	Whatcom County	
		Maintenance—Facilities	Whatcom County	
		Maintenance—Grounds	Whatcom County	
		Maintenance—Litter Pickup	Whatcom County, Department of Transportation	
		Maintenance—Parks	Whatcom County, City of Bellingham	
		Maintenance—Records/archives	Whatcom County	
		Maintenance—Trail	Whatcom County, US Forest Service	
		Natural Resources—Brush Removal	Whatcom County, US Forest Service	
		Natural Resources—Conservation	Whatcom County, US Forest Service	
		Natural Resources—Weed Control	Whatcom County, US Forest Service	
		Natural Resources-Erosion/Flood Control	Whatcom County, US Forest Service	
		Services—Graffiti Removal	Bellingham Parks	
		Services—Snow Removal	Whatcom County	
	Jail		Building Refurbishment	Whatcom County
			Food Service	Whatcom County
		General Labor	Whatcom County	
		Janitorial	Whatcom County	



2003 Offender Work Report


Whatcom County Jail

Average Daily Population: 270

If checked, data estimated.

WORK DETAIL (IN=Inmate; CS= Offender Sentenced to Community Service)

Category	By	Work	Customer
		Landscaping	Whatcom County
		Laundry	Whatcom County
		Maintenance—Facilities	Whatcom County
		Services—Vehicle Washing/Detailing	Whatcom County
		Sewing—Inmate Uniform Repair	Whatcom County
		Staffing—Commissary	Whatcom County



2003 Offender Work Report

Whitman County Corrections

Average Daily Population: 38

If checked, data estimated.

LABOR HOURS	Work in Jails		Work for Government		Work for Not-for-Profit Organizations	
	Average Workers	Total Hours	Average Workers	Total Hours	Average Workers	Total Hours

Inmate Labor	10,251		8,184		585
Community Service Labor					
Subtotal	10,251		8,184		585

VALUE OF HOURS @ \$7.01 per hour	Offsetting Costs of Incarceration	Reducing Tax Burden	Contributing to Community
	\$71,860	\$57,370	\$4,101

TOTAL HOURS	19,020	TOTAL VALUE	\$133,330
--------------------	---------------	--------------------	------------------

WORK DETAIL (IN=Inmate; CS= Offender Sentenced to Community Service)

Category	By	Work	Customer
Community		Landscaping	Nursing Home
		Maintenance—Building	Community Bible Church, Community Action Center
		Staffing—Food Bank	Garfield Food Bank
		Truck Load/Unload	Senior Citizen Feeding Program
Government		General Labor	Colfax Schools, County Airport
		Maintenance—Building	County
		Maintenance—Courthouse	County
		Maintenance—Facilities	City Hall
		Maintenance—Litter Pickup	Public Works and Department of Corrections
		Maintenance—Parks	County Parks and Recreation
		Maintenance—Vehicle	County Motor Pool
		Services—Fire Department Assistance	Colfax Fire Department
		Services—Snow Removal	County
		Services—Vehicle Washing/Detailing	Colfax Police and Fire, County
Jail		Staffing—Library	City - County Library
		Food Service	Jail
		Janitorial	Jail
		Laundry	Jail



2003 Offender Work Report

Yakama Nation

Average Daily Population: 32

If checked, data estimated.


LABOR HOURS	Work in Jails		Work for Government		Work for Not-for-Profit Organizations	
	Average Workers	Total Hours	Average Workers	Total Hours	Average Workers	Total Hours

Inmate Labor	3	6,192				
Community Service Labor						
Subtotal	3	6,192				

VALUE OF HOURS @ \$7.01 per hour	Offsetting Costs of Incarceration		Reducing Tax Burden		Contributing to Community	
		\$43,406		\$0		\$0

TOTAL HOURS	6,192	TOTAL VALUE	\$43,406
--------------------	--------------	--------------------	-----------------

No Task List provided.



2003 Offender Work Report

Yakima County Corrections

Average Daily Population: 964

If checked, data estimated.

LABOR HOURS	Work in Jails		Work for Government		Work for Not-for-Profit Organizations	
	Average Workers	Total Hours	Average Workers	Total Hours	Average Workers	Total Hours


Inmate Labor	141	188,044		63	69,826		26	32,860
Community Service Labor								
Subtotal	141	188,044		63	69,826		26	32,860

VALUE OF HOURS @ \$7.01 per hour	Offsetting Costs of Incarceration		Reducing Tax Burden		Contributing to Community	
		\$1,318,188		\$489,480		\$230,349

TOTAL HOURS	290,730	TOTAL VALUE	\$2,038,017
--------------------	----------------	--------------------	--------------------

WORK DETAIL (IN=Inmate; CS= Offender Sentenced to Community Service)

Category	By	Work	Customer
Community		Building Refurbishment	Union Gospel Mission
		General Labor	Children's Camps, Animal Shelter, Yakima Arboretum
		Landscaping	Animal Shelter
		Maintenance/Setup—Fairgrounds	Central Washington Fairgrounds
		Maintenance/Setup—Playing Field	State Legion Baseball
		Sewing—Other	Wishing Star
		Staffing—Senior Center	Yakima County Meals on Wheels
Government		Building Refurbishment	Yakima County Fairgrounds, State Parks
		Food Service	County Food Services (Juvenile)
		Garden Produce	County Food Services (Juvenile)
		Janitorial	Yakima County Facility Services
		Maintenance/Setup—Playing Field	City of Yakima
		Maintenance—Building	Yakima County Facility Services
		Maintenance—Courthouse	Yakima County Facility Services
		Maintenance—Facilities	City of Yakima, Yakima County Facilities, County parks
		Maintenance—Golf Course	City of Yakima
		Maintenance—Grounds	Yakima County Facility Services, City of Yakima
		Maintenance—Litter Pickup	Yakima County, CLCP Grant (State DOE), Yakima Co Facility Services, Yakima County Municipalities
		Maintenance—Museum	Central Washington Ag Museum, Union Gap
		Maintenance—Other	City of Yakima, Yakima County sidewalk sweeping
		Maintenance—Outdoor	City of Yakima, Yakima County
		Maintenance—Parks	City of Yakima, Yakima County
		Maintenance—Pistol Range	Correctional
		Maintenance—Records/archives	Yakima County



2003 Offender Work Report


Yakima County Corrections

Average Daily Population: 964

If checked, data estimated.

WORK DETAIL (IN=Inmate; CS= Offender Sentenced to Community Service)

Category	By	Work	Customer
Government		Maintenance—Trail	Yakima Greenway
		Natural Resources—Brush Removal	Salmon Recovery Board Grant, Department of Transportation
		Natural Resources—Conservation	Salmon Recovery Board Grant, Department of Transportation
		Natural Resources—Weed Control	Yakima County
		Natural Resources-Erosion/Flood Control	Salmon Recovery Board Grant, Department of Transportation
		Recycling—Appliance	Yakima County, CLCP Grant (State DOE)
		Recycling—General	Yakima County, CLCP Grant (State DOE)
		Recycling—Pallets	Yakima County, CLCP Grant (State DOE)
		Services—Canal Cleaning	City of Selah
		Services—Fire Department Assistance	Selah, West Valley, Union Gap, and Yakima City Fire Department
		Services—Graffiti Removal	City of Yakima, Yakima County
		Services—Snow Removal	City of Yakima, Yakima County
		Services—Vehicle Washing/Detailing	City of Yakima, Yakima County
	Jail		Food Service
		Garden Produce	Correctional
		Janitorial	Correctional
		Landscaping	Correctional
		Laundry	Correctional
		Maintenance—Building	Correctional
		Maintenance—Courthouse	Correctional
		Maintenance—Facilities	Correctional
		Maintenance—Grounds	Correctional
		Services—Artwork	Correctional
		Sewing—Inmate Uniform Repair	Correctional
		Sewing—Other	Correctional Staff Uniforms
		Staffing—Barber	Correctional
		Staffing—Commissary	Correctional
		Staffing—Event	Correctional
		Staffing—Food Bank	Correctional
		Staffing—Holiday Setup	Correctional
		Staffing—Lobby	Correctional
		Staffing—Office Assistance (general)	Correctional



2003 Offender Work Report

Yakima Police Department

Average Daily Population: 69

If checked, data estimated.

LABOR HOURS	Work in Jails		Work for Government		Work for Not-for-Profit Organizations	
	Average Workers	Total Hours	Average Workers	Total Hours	Average Workers	Total Hours

Inmate Labor	2	2,167		2	8,256		
Community Service Labor							
Subtotal	2	2,167		2	8,256		

VALUE OF HOURS @ \$7.01 per hour	Offsetting Costs of Incarceration		Reducing Tax Burden		Contributing to Community	
		\$15,191		\$57,875		\$0

TOTAL HOURS	10,423	TOTAL VALUE	\$73,065
--------------------	---------------	--------------------	-----------------

WORK DETAIL (IN=Inmate; CS= Offender Sentenced to Community Service)

Category	By	Work	Customer
Government		General Labor	Police Services Building
		Landscaping	Police Services Building
		Services—Snow Removal	Police Services Building
		Services—Vehicle Washing/Detailing	Yakima Police Department
Jail		Building Refurbishment	Yakima City Detention Facility
		Food Service	Yakima City Detention Facility
		General Labor	Yakima City Detention Facility
		Janitorial	Yakima City Detention Facility
		Laundry	Yakima City Detention Facility