


WASHINGTON STATE JAIL INDUSTRIES BOARD


2001 Offender Work Report



Offenders Working in Jails
and for Communities

Marvin M. Wolff
Chair

Jill Will
Executive Director



JAIL INDUSTRIES BOARD OF DIRECTORS

Chair: *Marvin M. Wolff*

Executive Director: *Jill Will*

Mary Boehnke—*Executive Vice President, Communications Workers of America*

The Honorable Jeralita Costa—*Washington State Senate*

Ed Crawford—*Chief of Police, Kent Police Department*

Doug Jacques—*Director of Corrections and Special Operations, Employment Security
Department*

Jane Johnson—*Undersheriff, Clark County*

Kenneth Kunes—*Clerk, Grant County*

Debra Latimer—*Sergeant, Chelan County Regional Justice Center*

The Honorable Bill Lehning—*Commissioner, Cowlitz County*

Andre Loh—*Dean of Adult and Basic Education, Seattle Central Community College*

Randy Loomans—*Education and Safety Director, Washington State Labor Council*

The Honorable Garry Lucas—*Sheriff, Clark County*


Runette Mitchell—*Community Program Administrator, King County Department of
Adult and Juvenile Corrections*

Jim Powers—*Chief Deputy Prosecuting Attorney, Thurston County*

Bruce Thompson—*Senior Project Manager, Weyerhaeuser Company*

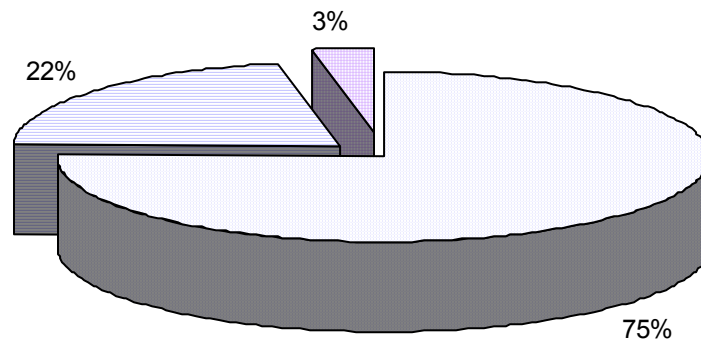
Julie Wilson—*WorkFirst Managing Director, Department of Community, Trade and
Economic Development*

Marvin Wolff—*Whatcom Maritime Association*




2001 Offender Work Report

2001 City and County Offender Work Hours



- In Jails
- For Government Agencies
- For Community Organizations

Howard Yarbrough—Administrator, Correctional Industries



2001 Offender Work Report

Report Prepared By:

Jail Industries Board
206 Tenth Avenue SE
Olympia, Washington 98501-1311

Phone: 360-586-1534

Fax: 360-664-2812

Email: jwill@wacounties.org

Web: www.jib.wa.gov

Report Printed By:

Staff and Inmate Workers
Correctional Industries Print Shop
Washington State Reformatory

Thank You!


The Jail Industries Board takes pride in presenting the 2001 Offender Work Report. This high quality and comprehensive information could not have been compiled without the active support of city and county jail staff from all over Washington.

The same staff people who gathered information for the Board have much bigger and tougher jobs to do. They are helping offenders learn new ethics and skills. They are saving taxpayers money as they supervise offenders working on behalf of the public. They are providing opportunities for offenders to give back to their communities through non-profit community service organizations. Every day brings new operational and fiscal challenges---challenges that correctional staff meet and conquer under difficult working conditions.

On behalf of the entire Jail Industries Board, thanks again to the corrections staff who helped with the report, and who are helping keep our communities safe and productive.

Sincerely,


Jill Will
Executive Director



2001 Offender Work Report

Table of Contents

Mission Statement	i
Executive Summary	ii-iii
2001 Labor Hours Summary.....	Summary 1-2
2001 Work and Customer Summary.....	Summary 3-4
Facilities with No Detailed Reports Provided	Summary 5
Detailed Offender Work Reports	1-77




2001 Offender Work Report

Mission of the Jail Industries Board

Provide statewide leadership and technical assistance to establish, develop, and maintain jail industries through partnerships with labor, business, victims, community, and government which promote:

- ◆ Victim compensation and restitution
- ◆ Reduced cost of incarceration
- ◆ Reduced victimization and recidivism
- ◆ Meaningful work experience
and work ethics
- ◆ Public service through offender labor



2001 Offender Work Report

Executive Summary

Expanded Reporting

The Jail Industries Board has added information and updated the title of its 2001 report. As in past years, the main body of the report provides a statewide review of the work performed by offenders housed in city and county jails. This year, the report shows work performed by offenders sentenced to community service hours in lieu of incarceration as a separate data element. As demand for bed space and offender accountability grows, alternatives like community service become more and more important components of local correctional systems.

Nineteen city jails provided information. Four other city jails, all short-term holding facilities, reported no work available. All 39 counties reported inmates working in 2001. Of the eight Native American tribes operating correctional facilities, only the Yakama Nation reported work hours this year. In total, offenders worked 3.6 million labor hours. At the state minimum wage of \$6.72 per hour, these hours represent \$24 million in value returned to Washington taxpayers.

Offsetting Costs of Incarceration

Three-fourth of inmate labor, 75% of all hours reported, offset costs of incarceration in Washington jails. Inmate workers provided essential services to keep daily operations going within correctional facilities. Work totaled 2.7 million labor hours.

The most common jobs held by inmate workers were in:

- laundry service—49 facilities
- food service—48 facilities
- janitorial work—45 facilities

Other common tasks included:

- general labor—23 facilities
- vehicle washing/detailing—17 facilities
- inmate uniform repair—13 facilities
- truck loading/unloading—13 facilities
- landscaping—10 facilities

Providing Services for Government Agencies

Inmate workers provided 769,485 labor hours to a wide variety of government agencies, representing 22% of all hours worked. Most work was done by minimum-security offenders leaving the jail to work off-site, and by offenders performing community service hours in lieu of incarceration.

Law enforcement agencies, fair boards, parks and recreation departments, and maintenance departments received the most help from inmate crews. The most common jobs were:

- litter pickup—40 agencies
- vehicle washing/detailing—30 agencies
- grounds maintenance—29 agencies
- general labor—26 agencies
- fairgrounds maintenance—24 agencies
- parks maintenance—26 agencies
- courthouse maintenance—22 agencies

Working for Community Organizations

City and county jails reported 105,579 labor hours directed to not-for-profit community organizations. This total does not reflect hours that were reported under another category. Several jails noted that labor hours statistics reported for their jail operations also included hours donated to community groups. Working inmates benefited 105 different community groups in 2001, and performed 36 different kinds of tasks. The most commonly reported jobs were:

- general labor—11 organizations
- food bank assistance—8 organizations
- building refurbishment—7 organizations

Communicating with Stakeholders


Cities and counties are struggling to deal with shrinking budgets while trying to maintain services. Some communities may seek to close that budget gap by using offenders to do more work. Expanding offender work programs is an option - one that must be carefully discussed up front and planned for ahead of time. Public employees, businesses, labor groups, and government officials all have a stake in this dialogue. Local jail industries advisory groups can play a critical role in defining the appropriate scope of offender labor. Now, more than ever, everyone needs to be part of the balancing act.



2001 Offender Work Report

Labor Hours Summary

Facility	Average Daily Population	Offender Labor			Value to Community at \$6.72/Hour	
		Jail	Government	Community Total		
Aberdeen Police Department	21	2,315	2,296	4,611	\$30,983	
Adams County Jail	17	2,880		2,880	\$19,354	
Asotin County Jail	28	2,920	2,832	5,752	\$38,653	
Auburn Detention Facility	137	5,472	480	5,952	\$39,997	
Benton County Jail	291	72,000	81,600	153,600	\$1,032,192	
Buckley Police Department	25	2,928	1,896	1,140	5,964	\$40,078
Chelan County Regional Jail	297	76,446	50,046	10,326	136,818	\$919,417
Chelan Police Department	5	1,965	1,369		3,334	\$22,404
Clallam County Jail	108	29,200	18,039	5,758	52,997	\$356,140
Clark County Jail	716	176,051			176,051	\$1,183,063
Columbia County Jail	4		40		40	\$269
Cowlitz County Corrections	249	40,911	50,083	8,833	99,827	\$670,837
Enumclaw Police Department	18	5,840	262		6,102	\$41,005
Ferry County Jail	18	2,040			2,040	\$13,709
Forks Police Department	21	2,240	3,680		5,920	\$39,782
Franklin County Jail	158	17,472	6,016		23,488	\$157,837
Garfield County Jail	4	108	353	160	621	\$4,170
Grandview Police Department	2	2,625	281		2,906	\$19,528
Grant County Jail	199	54,673	32,864	2,878	90,415	\$607,589
Grays Harbor County Jail	125	27,600	3,575	240	31,415	\$211,109
Island County Jail	57	14,600			14,600	\$98,112
Issaquah Police Department	41	5,475	1,057		6,532	\$43,893
Jefferson County Jail	52	9,125	350	540	10,015	\$67,301
Kent Police Department	169	58,596	15,251	9,944	83,791	\$563,076
King County Correctional Facility	1,619	304,880			304,880	\$2,048,794
King County North Rehabilitation	253	134,840	45,842	23,458	204,140	\$1,371,821
King County Regional Justice Center	846	222,888			222,888	\$1,497,807
Kitsap County Jail	275	78,840	10,944		89,784	\$603,348
Kittitas County Jail	94	36,570	39,548		76,118	\$511,513
Klickitat County Jail	50	7,848	384	816	9,048	\$60,799
Lewis County Jail	246	47,180	23,434	7,044	77,658	\$521,858
Lincoln County Jail	20	1,440	1,440		2,880	\$19,354
Lynnwood Police Department	37	7,690	6,968		14,658	\$98,502
Mason County Jail	112	16,560			16,560	\$111,283
Oak Harbor Police Department	8	2,880	5,328		8,208	\$55,158
Okanogan County Jail	113	24,960	11,556	358	36,874	\$247,793



2001 Offender Work Report

Labor Hours Summary

Facility	Average Daily Population	Offender Labor			Value to Community at \$6.72/Hour	
		Jail	Government	Community Total		
Olympia Police Department	25	720		720	\$4,838	
Pacific County Jail	29	4,798	481	5,279	\$35,475	
Pend Oreille County Jail	22	3,646	7,541	11,187	\$75,177	
Pierce County Corrections	1,270	241,472		241,472	\$1,622,692	
Puyallup Police Department	33	1,920		1,920	\$12,902	
Renton Police Department	50	5,840		5,840	\$39,245	
San Juan County Jail	6		4,955	4,955	\$66,595	
Skagit County Jail	173	37,960	21,778	59,738	\$401,439	
Skamania County Jail	30	13,824	136	13,960	\$93,811	
Snohomish County Corrections	912	181,131	71,065	5,036	257,232	\$1,728,601
Spokane County Geiger Corrections	496	134,496	62,993		197,489	\$1,327,126
Spokane County Jail	619	123,370		123,370	\$829,046	
Stevens County Jail	45	8,760	886		9,646	\$64,821
Sunnyside Police Department	46	25,920		25,920	\$174,182	
Thurston County Corrections	462	146,000	32,120	376	178,496	\$1,199,493
Toppenish Police Department	6	4,568	1,126	564	6,258	\$42,054
Wahkiakum County Jail	9	4,685	240		4,925	\$33,096
Walla Walla County Jail	87	2,108	5,057	1,730	8,895	\$59,771
Wapato Police Department	35	6,402	18,258	40	24,700	\$165,984
Whatcom County Jail	298	83,220	61,504		144,724	\$972,545
Whitman County Corrections	38	11,904	15,036	2,016	28,956	\$194,584
Yakama Nation	31	6,205	76		6,281	\$42,208
Yakima County Corrections	816	148,609	36,740	19,098	204,447	\$1,373,884
Yakima Police Department	68	6,067	11,680	269	18,016	\$121,068
Grand Totals	12,041	2,703,681	769,485	105,579	3,578,745	\$24,049,167




2001 Offender Work Report Work and Customer Summary

Count of Customer	Customer Breakdown			
Work Category	Community	Government	Jail	Grand Total
Building Refurbishment	7	16	7	30
Food Service	2	1	48	51
Garden Produce	1	1	5	7
General Labor	11	26	23	60
Janitorial	4	16	45	65
Landscaping	5	17	10	32
Laundry	1		49	50
Maintenance/Setup—Fairgrounds	4	24		28
Maintenance/Setup—Playing Field	5	6		11
Maintenance—Building	1	21	9	31
Maintenance—Courthouse		22	1	23
Maintenance—Facilities		17	6	23
Maintenance—Golf Course		2		2
Maintenance—Grounds	4	29	10	43
Maintenance—Litter Pickup	3	40	7	50
Maintenance—Museum	4	4		8
Maintenance—Other	5	9	3	17
Maintenance—Outdoor		7	3	10
Maintenance—Parks	2	26		28
Maintenance—Pistol Range		13	1	14
Maintenance—Records/archives		7	2	9
Maintenance—Road		8		8
Maintenance—Trail		12		12
Maintenance—Vehicle		13	2	15
Natural Resource Mgmt—Brush Removal	1	12		13
Natural Resource Mgmt—Conservation		4		4
Natural Resource Mgmt—Erosion/Flood Control	2	9		11
Natural Resource Mgmt—Weed Control	1	15		16
Other	1		1	2
Recycling—Appliance		8		8
Recycling—General		11	4	15
Recycling—Pallets		2	1	3
Services—Artwork	1			1
Services—Canal Cleaning	1	1		2
Services—Fire Department Assistance	2	11	1	14
Services—Firewood	1	5		6
Services—Graffiti Removal	1	6	4	11



2001 Offender Work Report Work and Customer Summary

Services—Snow Removal	1	19	11	31
Services—Vehicle Washing/Detailing	2	30	17	49
Sewing—Inmate Property Bags			3	3
Sewing—Inmate Uniform Repair			13	13
Sewing—Other			5	5
Staffing—Animal Care	4	3		7
Staffing—Barber			4	4
Staffing—Bookkeeping		1		1
Staffing—Commissary			7	7
Staffing—Event	2	4		6
Staffing—Food Bank	8	2		10
Staffing—Holiday Setup	3	4	2	9
Staffing—Hospice Assistance	1	1		2
Staffing—Library		4	7	11
Staffing—Lobby			2	2
Staffing—Office Assistance (general)	2	3	1	6
Staffing—Senior Center	4	1		5
Talking Books	1		1	2
Truck Load/Unload	4	11	13	28
Tutoring (Peer)			3	3
Warehousing	3	2	4	9
Grand Total	105	506	335	946



2001 Offender Work Report

No Detailed Reports Provided

Facility	Average Facility Type	Daily Population	Jurisdiction
1 Chehalis Confederated Tribes	HF	2	tribal
2 Hoquiam Police Department	HF	10	city
3 Kirkland Police Department	HF	12	city
4 Makah Tribe	HF-06	0	tribal
5 Marysville Police Department	HF	23	city
6 Nisqually Tribe	CF	2	tribal
7 Prosser Police Department	HF-48	2	city
8 Puyallup Tribe	CF	2	tribal
9 Quinault Nation	HF	0	tribal
10 Redmond Police Department	HF-06	0	city
11 Spokane Tribe	HF	10	tribal
12 Swinomish Tribe	HF-12	0	tribal

The facilities listed here are either holding facilities with no inmate work available and/or they did not report any hours of inmate work performed during 2001. The Swinomish Tribe does not track its ADP.

Facility Types

CF: Correctional Facility

DF: Detention Facility

HF: Holding Facility

HF-06: Six-Hour Holding Facility

HF-12: 12-Hour Holding Facility

HF-48: 48-Hour Holding Facility

HF-72: 72-Hour Holding Facility

SDF: Special Detention Facility

2001 Offender Work Report

Aberdeen Police Department

Average Daily Population: 21

If checked, data estimated.

LABOR HOURS	Work in Jails		Work for Government		Work for Not-for-Profit Organizations	
	Average Worker	Total Hours	Average Worker	Total Hours	Average Worker	Total Hours
Inmate Labor	4	2,315	2	2,296		
Community Service Labor						
Subtotal	4	2,315	2	2,296		
VALUE OF HOURS @ \$6.72 per hour	Offsetting Costs of Incarceration		Reducing Tax Burden		Contributing to Community	
		\$15,557		\$15,426		\$0
TOTAL HOURS	4,611		TOTAL VALUE		\$30,983	

WORK DETAIL (IN=Inmate; CS= Offender Sentenced to Community Service)

Category	By	Work	Customer
Community	IN	Maintenance—Grounds	Aberdeen Parks & Rec.
	IN	Maintenance—Parks	Aberdeen Parks & Rec.
Jail	IN	General Labor	Aberdeen Police Dept.
	IN	Landscaping	Aberdeen Police Dept.
	IN	Laundry	Aberdeen Police Dept.
	IN	Maintenance—Grounds	Aberdeen Police Dept.
	IN	Maintenance—Litter Pickup	Aberdeen Police Dept.

Holding Facility—primarily used for the temporary housing of adult persons charged with a criminal offense prior to trial or sentencing and for temporary housing during and after trial and/or sentencing, but in no instance exceeding thirty days.

2001 Offender Work Report

Adams County Jail

Average Daily Population: 17

If checked, data estimated.

LABOR HOURS	Work in Jails		Work for Government		Work for Not-for-Profit Organizations	
	Average Worker	Total Hours	Average Worker	Total Hours	Average Worker	Total Hours
Inmate Labor	2	2,880				
Community Service Labor						
Subtotal	2	2,880				
VALUE OF HOURS						
@ \$6.72 per hour	Offsetting Costs of Incarceration		Reducing Tax Burden		Contributing to Community	
	\$19,354		\$0		\$0	
TOTAL HOURS	2,880		TOTAL VALUE		\$19,354	

Community service labor is not done through the jail. It is handled through the District Courts.

WORK DETAIL (IN=Inmate; CS= Offender Sentenced to Community Service)

Category	By	Work	Customer
Jail	IN	Food Service	Jail
	IN	General Labor	Jail
	IN	Janitorial	Jail
	IN	Laundry	Jail

Correctional Facility—primarily housing adults serving terms not exceeding one year for punishment, correction and rehabilitation following conviction of a criminal offense. Consecutive sentences may lead to more than one year incarceration.

2001 Offender Work Report

Asotin County Jail

Average Daily Population: 28

If checked, data estimated.

LABOR HOURS	Work in Jails		Work for Government		Work for Not-for-Profit Organizations	
	Average Worker	Total Hours	Average Worker	Total Hours	Average Worker	Total Hours
Inmate Labor	2	2,920	2	2,832		
Community Service Labor						
Subtotal	2	2,920	2	2,832		
VALUE OF HOURS @ \$6.72 per hour	Offsetting Costs of Incarceration		Reducing Tax Burden		Contributing to Community	
		\$19,622		\$19,031		\$0
TOTAL HOURS	5,752		TOTAL VALUE	\$38,653		

Community Service not monitored by Asotin County Jail.

WORK DETAIL (IN=Inmate; CS= Offender Sentenced to Community Service)

Category	By	Work	Customer
Government	IN	Maintenance—Litter Pickup	Asotin County
	IN	Maintenance—Other	Asotin County
	IN	Maintenance/Setup—Fairgrounds	Asotin County
	IN	Services—Vehicle Washing/Detailing	Asotin County
Jail	IN	Truck Load/Unload	Asotin County
	IN	Food Service	Jail
	IN	Janitorial	Jail
	IN	Laundry	Jail

Correctional Facility—primarily housing adults serving terms not exceeding one year for punishment, correction and rehabilitation following conviction of a criminal offense. Consecutive sentences may lead to more than one year incarceration.

2001 Offender Work Report

Auburn Detention Facility

Average Daily Population: 137

If checked, data estimated.

LABOR HOURS	Work in Jails		Work for Government		Work for Not-for-Profit Organizations	
	Average Worker	Total Hours	Average Worker	Total Hours	Average Worker	Total Hours
Inmate Labor	2	5,472	1	480		
Community Service Labor						
Subtotal	2	5,472	1	480		
VALUE OF HOURS						
@ \$6.72 per hour	Offsetting Costs of Incarceration		Reducing Tax Burden		Contributing to Community	
	\$36,772		\$3,226		\$0	
TOTAL HOURS		5,952	TOTAL VALUE		\$39,997	

WORK DETAIL (IN=Inmate; CS= Offender Sentenced to Community Service)

Category	By	Work	Customer
Government	IN	Building Refurbishment	City of Auburn
	IN	General Labor	City of Auburn
	IN	Janitorial	City of Auburn
	IN	Services—Snow Removal	City of Auburn
Jail	IN	Building Refurbishment	Auburn Detention Facility
	IN	Food Service	Auburn Detention Facility
	IN	General Labor	Auburn Detention Facility
	IN	Janitorial	Auburn Detention Facility
	IN	Laundry	Auburn Detention Facility
	IN	Services—Graffiti Removal	Auburn Detention Facility
	IN	Services—Snow Removal	Auburn Detention Facility

Detention Facility—primarily for the temporary housing of adults charged with a criminal offense prior to trial or sentencing and for housing adults after sentencing serving terms not to exceed ninety days.

2001 Offender Work Report

Benton County Jail

Average Daily Population: 291

If checked, data estimated.

LABOR HOURS	Work in Jails		Work for Government		Work for Not-for-Profit Organizations	
	Average Worker	Total Hours	Average Worker	Total Hours	Average Worker	Total Hours
Inmate Labor	20	72,000				
Community Service Labor			50	81,600		
Subtotal	20	72,000	50	81,600		
VALUE OF HOURS @ \$6.72 per hour	Offsetting Costs of Incarceration		Reducing Tax Burden		Contributing to Community	
	\$483,840		\$548,352		\$0	
TOTAL HOURS	153,600		TOTAL VALUE		\$1,032,192	

WORK DETAIL (IN=Inmate; CS= Offender Sentenced to Community Service)

Category	By	Work	Customer
Government	CS	Maintenance—Litter Pickup	Benton County, State Dept. of Ecology
	IN/C	Maintenance—Parks	Benton County, Cities of Kennewick, Richland, West Richland,
	CS	Maintenance/Setup—Fairgrounds	Benton County
	CS	Services—FireDept. Assistance	Benton County
Jail	IN	Food Service	Benton County Jail
	IN	Laundry	Benton County Jail
	IN	Maintenance—Facilities	Benton County Jail

Correctional Facility—primarily housing adults serving terms not exceeding one year for punishment, correction and rehabilitation following conviction of a criminal offense. Consecutive sentences may lead to more than one year incarceration.

2001 Offender Work Report

Buckley Police Department

Average Daily Population: 25

If checked, data estimated.

LABOR HOURS	Work in Jails		Work for Government		Work for Not-for-Profit Organizations	
	Average Worker	Total Hours	Average Worker	Total Hours	Average Worker	Total Hours
Inmate Labor	3	2,928	2	1,896	2	1,140
Community Service Labor						
Subtotal	3	2,928	2	1,896	2	1,140
VALUE OF HOURS @ \$6.72 per hour	Offsetting Costs of Incarceration		Reducing Tax Burden		Contributing to Community	
		\$19,676		\$12,741		\$7,661
TOTAL HOURS	5,964		TOTAL VALUE		\$40,078	

WORK DETAIL (IN=Inmate; CS= Offender Sentenced to Community Service)

Category	By	Work	Customer	
Government	IN	General Labor	City Parks, City Food Bank	
	IN	Maintenance—Facilities	City Police Station	
	IN	Maintenance—Litter Pickup	City Parks	
	IN	Maintenance—Parks	City Parks	
	IN	Maintenance—Vehicle	Strip old city police vehicles	
	IN	Services—FireDept. Assistance	Buckley Fire Dept.	
	IN	Services—Vehicle Washing/Detailing	Buckley Police Vehicles, Fire Vehicles, Other	
	IN	Staffing—Food Bank	City of Buckley Food Bank	
	Jail	IN	Building Refurbishment	City of Buckley
		IN	Food Service	City Jail
IN		General Labor	City Jail	
IN		Janitorial	City Jail	
IN		Laundry	City Jail	
IN		Maintenance—Building	City Jail	
IN		Maintenance—Facilities	City Jail	
IN		Staffing—Commissary	City Jail	

Holding Facility—primarily used for the temporary housing of adult persons charged with a criminal offense prior to trial or sentencing and for temporary housing during and after trial and/or sentencing, but in no instance exceeding thirty days.

2001 Offender Work Report

Chelan County Regional Jail

Average Daily Population: 297

If checked, data estimated.

LABOR HOURS	Work in Jails		Work for Government		Work for Not-for-Profit Organizations	
	Average Worker	Total Hours	Average Worker	Total Hours	Average Worker	Total Hours
Inmate Labor	28	76,446	22	50,046	15	10,326
Community Service Labor						
Subtotal	28	76,446	22	50,046	15	10,326
VALUE OF HOURS @ \$6.72 per hour	Offsetting Costs of Incarceration		Reducing Tax Burden		Contributing to Community	
	\$513,717		\$336,309		\$69,391	
TOTAL HOURS	136,818		TOTAL VALUE		\$919,417	

WORK DETAIL (IN=Inmate; CS= Offender Sentenced to Community Service)

Category	By	Work	Customer	
Community	IN	Building Refurbishment	Womens Resource Center, Hatchery	
	IN	General Labor	Salvation Army, Goodwill	
	IN	Janitorial	Resource Center	
	IN	Landscaping	Salvation Army	
	IN	Staffing—Off. Assistance (general)	Family Planning, Womens Resource Center	
	IN	Truck Load/Unload	Salvation Army, Goodwill	
	IN	Warehousing	Food Dist.	
	Government	IN	Building Refurbishment	Museum
		IN	General Labor	Maintenance Dept.
IN		Janitorial	Maintenance Dept., Wenatchee Police Dept.	
IN		Landscaping	County Parks, City Parks	
IN		Maintenance—Building	Chelan County, Douglas County, Wenatchee	
IN		Maintenance—Courthouse	Chelan County, Douglas County	
IN		Maintenance—Facilities	Chelan County, Douglas County	
IN		Maintenance—Grounds	Chelan County, Douglas County, Wenatchee	
IN		Maintenance—Litter Pickup	Chelan County, Douglas County, Wenatchee	
IN		Maintenance—Museum	Wenatchee	
IN	Maintenance—Outdoor	Chelan County, Douglas County, Wenatchee		
IN	Maintenance—Parks	Chelan County, Douglas County, Wenatchee		
IN	Maintenance—Pistol Range	Chelan County		

Correctional Facility—primarily housing adults serving terms not exceeding one year for punishment, correction and rehabilitation following conviction of a criminal offense. Consecutive sentences may lead to more than one year incarceration.

2001 Offender Work Report

Chelan County Regional Jail

Average Daily Population: 297

If checked, data estimated.

WORK DETAIL (IN=Inmate; CS= Offender Sentenced to Community Service)

Category	By	Work	Customer	
Government	IN	Maintenance—Trail	Chelan County, Douglas County, US Forest Service	
	IN	Maintenance—Vehicle	Chelan County	
	IN	Maintenance/Setup—Fairgrounds	Chelan County, Douglas County	
	IN	Maintenance/Setup—Playing Field	Chelan County, Douglas County, City Parks	
	IN	Natural Resources—Brush Removal	Chelan County, Douglas County, US Forest Service	
	IN	Natural Resources—Conservation	Chelan County, Douglas County, US Forest Service	
	IN	Natural Resources—Weed Control	Chelan County, Douglas County, US Forest Service	
	IN	Natural Resources—Erosion/Flood Control	Chelan County, Douglas County, US Forest Service	
	IN	Recycling—Appliance	Chelan County, Douglas County, Wenatchee	
	IN	Recycling—General	Chelan County	
	IN	Recycling—Pallets	Chelan County	
	IN	Services—Firewood	US Forest Service	
	IN	Services—Graffiti Removal	Wenatchee	
	IN	Services—Snow Removal	Chelan County, Douglas County, Wenatchee	
	IN	Services—Vehicle Washing/Detailing	Chelan County	
	IN	Staffing—Bookkeeping	Chelan County, Wenatchee	
	IN	Staffing—Event	Chelan County, Wenatchee	
	IN	Staffing—Food Bank	Chelan County	
	IN	Staffing—Holiday Setup	Wenatchee	
	IN	Staffing—Off. Assistance (general)	Chelan County	
	Jail	IN	Truck Load/Unload	Chelan County
		IN	Food Service	Justice Center
		IN	General Labor	Justice Center
IN		Janitorial	Justice Center	
IN		Landscaping	Resource Center	
IN		Laundry	Justice Center	
IN		Recycling—Pallets	Jail	
IN		Truck Load/Unload	Justice Center	
IN		Tutoring (Peer)	Justice Center	
IN		Warehousing	Justice Center	

Correctional Facility—primarily housing adults serving terms not exceeding one year for punishment, correction and rehabilitation following conviction of a criminal offense. Consecutive sentences may lead to more than one year incarceration.

2001 Offender Work Report

Chelan Police Department

Average Daily Population: **5**

If checked, data estimated.

LABOR HOURS	Work in Jails		Work for Government		Work for Not-for-Profit Organizations	
	Average Worker	Total Hours	Average Worker	Total Hours	Average Worker	Total Hours
Inmate Labor	2	1,965	1	1,369		
Community Service Labor						
Subtotal	2	1,965	1	1,369		
VALUE OF HOURS						
@ \$6.72 per hour	Offsetting Costs of Incarceration		Reducing Tax Burden		Contributing to Community	
	\$13,205		\$9,200		\$0	
TOTAL HOURS	3,334		TOTAL VALUE		\$22,404	

WORK DETAIL (IN=Inmate; CS= Offender Sentenced to Community Service)

Category	By	Work	Customer
Government	IN	Maintenance—Courthouse	Benton County
	IN	Maintenance—Parks	Benton County
Jail	IN	Food Service	Jail
	IN	Janitorial	Jail
	IN	Laundry	Jail

Holding Facility—primarily used for the temporary housing of adult persons charged with a criminal offense prior to trial or sentencing and for temporary housing during and after trial and/or sentencing, but in no instance exceeding thirty days.

2001 Offender Work Report

Clallam County Jail

Average Daily Population: 108

If checked, data estimated.

LABOR HOURS	Work in Jails		Work for Government		Work for Not-for-Profit Organizations	
	Average Worker	Total Hours	Average Worker	Total Hours	Average Worker	Total Hours
Inmate Labor	12	29,200	10	18,039	3	5,758
Community Service Labor						
Subtotal	12	29,200	10	18,039	3	5,758
VALUE OF HOURS						
@ \$6.72 per hour	Offsetting Costs of Incarceration		Reducing Tax Burden		Contributing to Community	
	\$196,224		\$121,222		\$38,694	
TOTAL HOURS		52,997	TOTAL VALUE		\$356,140	

The money realized through litter pickup was donated to the inmate welfare fund.

WORK DETAIL (IN=Inmate; CS= Offender Sentenced to Community Service)

Category	By	Work	Customer
Community	IN	Food Service	Salvation Army
	IN	General Labor	Sequim Little League & Parks
	IN	Maintenance/Setup—Playing Field	Sequim Little League
Government	IN	Staffing—Animal Care	Clallam County Humane Society
	IN	General Labor	Clallam County Maintenance, City of Port Angeles
	IN	Maintenance—Building	Clallam County Maintenance, Clallam County Parks & Rec.
	IN	Maintenance—Courthouse	Clallam County Maintenance
	IN	Maintenance—Facilities	Clallam County Maintenance
	IN	Maintenance—Grounds	Clallam County Maintenance, City of Port Angeles
	IN	Maintenance—Litter Pickup	Chain Gang-County Roads, Olympic National Park, Dept. of Transportation
	IN	Maintenance—Other	City of Sequim - provided labor for building new park
	IN	Maintenance—Outdoor	Clallam County Maintenance, Clallam Co Parks & Rec.
	IN	Maintenance—Parks	Clallam County Parks & Rec.
	IN	Maintenance—Road	Chain Gang-County Roads
	IN	Maintenance—Trail	Chain Gang, Clallam Parks & Rec.
	IN	Maintenance/Setup—Fairgrounds	Clallam County Parks and Rec.
	IN	Natural Resources—Brush Removal	Chain Gang-County Rds and Noxious Weed Control
	IN	Natural Resources—Weed Control	Chain Gang-County Noxious Weed Control
IN	Natural Resources—Erosion/Flood Control	Chain Gang-County Roads & Emergency Services	

Correctional Facility—primarily housing adults serving terms not exceeding one year for punishment, correction and rehabilitation following conviction of a criminal offense. Consecutive sentences may lead to more than one year incarceration.

2001 Offender Work Report

Clallam County Jail

Average Daily Population: 108

If checked, data estimated.

WORK DETAIL (IN=Inmate; CS= Offender Sentenced to Community Service)

Category	By	Work	Customer
Government	IN	Recycling—General	Chain Gang
	IN	Services—Graffiti Removal	Chain Gang-State Dept. of Transportation
	IN	Staffing—Event	County Dept. of Community Development
Jail	IN	Food Service	Clallam County Corrections
	IN	Laundry	Clallam County Corrections
	IN	Sewing—Inmate Uniform Repair	Clallam County Corrections
	IN	Truck Load/Unload	Clallam County Corrections
	IN	Warehousing	Clallam County Corrections

Correctional Facility—primarily housing adults serving terms not exceeding one year for punishment, correction and rehabilitation following conviction of a criminal offense. Consecutive sentences may lead to more than one year incarceration.

Jail Industries Board

Page 11

2001 Offender Work Report

Clark County Jail

Average Daily Population: 716

If checked, data estimated.

LABOR HOURS	Work in Jails		Work for Government		Work for Not-for-Profit Organizations	
	Average Worker	Total Hours	Average Worker	Total Hours	Average Worker	Total Hours
Inmate Labor	58	176,051				
Community Service Labor						
Subtotal	58	176,051				
VALUE OF HOURS						
@ \$6.72 per hour	Offsetting Costs of Incarceration		Reducing Tax Burden		Contributing to Community	
	\$1,183,063		\$0		\$0	
TOTAL HOURS	176,051		TOTAL VALUE		\$1,183,063	

Data reported reflects the combined total for the main jail and for the minimum security jail work center. Hours reported until "jail" include a small number of hours worked for other governmental organizations.

WORK DETAIL (IN=Inmate; CS= Offender Sentenced to Community Service)

Category	By	Work	Customer
Jail	IN	Food Service	Jail
	IN	General Labor	Jail
	IN	Laundry	Jail
	IN	Maintenance—Grounds	Jail

Correctional Facility—primarily housing adults serving terms not exceeding one year for punishment, correction and rehabilitation following conviction of a criminal offense. Consecutive sentences may lead to more than one year incarceration.

2001 Offender Work Report

Columbia County Jail

Average Daily Population: **4**

If checked, data estimated.

LABOR HOURS	Work in Jails		Work for Government		Work for Not-for-Profit Organizations	
	Average Worker	Total Hours	Average Worker	Total Hours	Average Worker	Total Hours
Inmate Labor			2	40		
Community Service Labor						
Subtotal			2	40		
VALUE OF HOURS @ \$6.72 per hour	Offsetting Costs of Incarceration		Reducing Tax Burden		Contributing to Community	
	\$0		\$269		\$0	
TOTAL HOURS	40		TOTAL VALUE		\$269	

Very little inmate labor due to lack of staff for supervision

WORK DETAIL (IN=Inmate; CS= Offender Sentenced to Community Service)

Category	By	Work	Customer
Government	IN	Maintenance—Litter Pickup	City of Starbuck
	IN	Recycling—Appliance	Columbia County, City of Starbuck

Holding Facility—primarily used for the temporary housing of adult persons charged with a criminal offense prior to trial or sentencing and for temporary housing during and after trial and/or sentencing, but in no instance exceeding thirty days.

2001 Offender Work Report

Cowlitz County Corrections

Average Daily Population: 249

If checked, data estimated.

LABOR HOURS	Work in Jails		Work for Government		Work for Not-for-Profit Organizations	
	Average Worker	Total Hours	Average Worker	Total Hours	Average Worker	Total Hours
Inmate Labor	14	40,911	18	49,783		1,038
Community Service Labor			2	300	17	7,795
Subtotal	14	40,911	20	50,083	17	8,833
VALUE OF HOURS @ \$6.72 per hour	Offsetting Costs of Incarceration		Reducing Tax Burden		Contributing to Community	
	\$274,922		\$336,558		\$59,358	
TOTAL HOURS	99,827		TOTAL VALUE		\$670,837	

WORK DETAIL (IN=Inmate; CS= Offender Sentenced to Community Service)

Category	By	Work	Customer
Community	CS	General Labor	Beacon Hill Baptist, Cowlitz Care Center, Community House, Goodwill, Hazen Chapel Church, Hudson Baptist Church, Kelso First Assembly of God, Columbia Theatre
	CS	General Labor	Salvation Army
	CS	Janitorial	Salvation Army, St. Mary's Catholic Church
	CS	Maintenance—Grounds	Life Center Church
	CS	Maintenance—Other	KLTV - video taping events
	CS	Maintenance—Other	Salvation Army Store-organizing, pricing merchandise
	CS	Maintenance/Setup—Fairgrounds	Castle Rock Fairgrounds
	IN	Maintenance/Setup—Playing Field	Western, Central, KRV, Kelso Little Leagues
	CS	Other	Northwest Continuum Care-Assist activities with patients
	CS	Services—Artwork	Americana Convalescent-patient activities
	CS	Services—Vehicle Washing/Detailing	Community Action Program
	CS	Staffing—Animal Care	Humane Society, Lewis County Animal Shelter
	CS	Staffing—Food Bank	Bellevue Hope Link Food Bank, Castle Rock Lions Food Bank, North Shore Hope Link Food Bank, Woodland 7th Day Adventist Church
	IN	Staffing—Holiday Setup	Salvation Army
	CS	Staffing—Off. Assistance (general)	Ethnic Support Council, Eatonville Family Agency, Family Health Center, MSM of Lakewood, WA, Progress Center, Parent's Place, Shekinah Christian Center
	CS	Staffing—Senior Center	Olequa Senior Center
	IN	Truck Load/Unload	Salvation Army

Correctional Facility—primarily housing adults serving terms not exceeding one year for punishment, correction and rehabilitation following conviction of a criminal offense. Consecutive sentences may lead to more than one year incarceration.

2001 Offender Work Report

Cowlitz County Corrections

Average Daily Population: 249

If checked, data estimated.

WORK DETAIL (IN=Inmate; CS= Offender Sentenced to Community Service)

Category	By	Work	Customer
Government	IN	Building Refurbishment	Cowlitz County
	CS	General Labor	City of Kalama, City of Kelso
	IN	General Labor	Cowlitz County, Longview, Kelso, Kalama, Woodland, Castle Rock
	IN	Janitorial	Cowlitz County Fairgrounds
	CS	Janitorial	Washington Army National Guard, Hall of Justice
	IN	Landscaping	School Districts, County/City Parks, Kelso Train Station, Cowlitz County
	IN	Maintenance—Building	Cowlitz County, Fairgrounds
	IN	Maintenance—Courthouse	Cowlitz County
	IN	Maintenance—Facilities	Cowlitz County
	CS	Maintenance—Facilities	Lower Columbia College
	IN	Maintenance—Grounds	Cowlitz County, School Districts, Cities, Kelso Train Station
	CS	Maintenance—Grounds	Kalama School District, Longview Water Dept., Riverside Park
	CS	Maintenance—Litter Pickup	Clark County Corrections, Clackamas County, Lewis River Fish Hatchery, Washington County
	IN	Maintenance—Litter Pickup	Dept. of Ecology, Transportation, County Public Works
	IN	Maintenance—Museum	Cowlitz County
	IN	Maintenance—Outdoor	Hoffstead Bluffs, Tourism, US Forest Service, Cowlitz County, Cities
	IN	Maintenance—Parks	Kelso, Longview, Cowlitz County, Woodland
	CS	Maintenance—Parks	Longview Parks Dept., City of Woodland
	IN	Maintenance—Records/archives	Cowlitz County Records
	IN	Maintenance—Road	Cowlitz County
	IN	Maintenance—Trail	US Army Corp of Engineers, US Forest Service
	IN	Maintenance—Vehicle	Cowlitz County, School District
	IN	Maintenance/Setup—Fairgrounds	Cowlitz County, Castle Rock
	CS	Maintenance/Setup—Fairgrounds	Fairgrounds, Kelso School District
	IN	Natural Resources—Brush Removal	DNR, Cities, School District, Cowlitz County, DOT
	IN	Natural Resources—Weed Control	Cowlitz County, Cold Water Ridge School District
	IN	Natural Resources—Erosion/Flood Control	Cowlitz County Public Works
	IN	Recycling—Appliance	Dept. of Ecology, DOT, County Roads
	IN	Services—FireDept. Assistance	Cowlitz County District #2
	IN	Services—Firewood	City of Longview
	IN	Services—Graffiti Removal	School District
	IN	Services—Snow Removal	Cowlitz County
	IN	Services—Vehicle Washing/Detailing	Cowlitz County, School District
CS	Services—Vehicle Washing/Detailing	Longview School District	
CS	Staffing—Off. Assistance (general)	Cowlitz County Juvenile	
Jail	IN	Truck Load/Unload	Cowlitz County
	IN	Services—Graffiti Removal	Cowlitz County Corrections

Correctional Facility—primarily housing adults serving terms not exceeding one year for punishment, correction and rehabilitation following conviction of a criminal offense. Consecutive sentences may lead to more than one year incarceration.

2001 Offender Work Report

Enumclaw Police Department

Average Daily Population: 18

If checked, data estimated.

LABOR HOURS	Work in Jails		Work for Government		Work for Not-for-Profit Organizations	
	Average Worker	Total Hours	Average Worker	Total Hours	Average Worker	Total Hours
Inmate Labor	2	5,840	1	262		
Community Service Labor						
Subtotal	2	5,840	1	262		
VALUE OF HOURS @ \$6.72 per hour	Offsetting Costs of Incarceration		Reducing Tax Burden		Contributing to Community	
		\$39,245		\$1,761		\$0
TOTAL HOURS	6,102		TOTAL VALUE		\$41,005	

WORK DETAIL (IN=Inmate; CS= Offender Sentenced to Community Service)

Category	By	Work	Customer
Government	IN	Janitorial	Enumclaw Police Dept.
	IN	Maintenance—Building	Enumclaw Police Dept.
	IN	Maintenance—Grounds	Enumclaw Police Dept.
	IN	Services—Vehicle Washing/Detailing	Enumclaw Police Dept.
Jail	IN	Food Service	Jail
	IN	Janitorial	Jail
	IN	Laundry	Jail
	IN	Maintenance—Grounds	Jail
	IN	Services—Vehicle Washing/Detailing	Jail
	IN	Warehousing	Jail

Correctional Facility—primarily housing adults serving terms not exceeding one year for punishment, correction and rehabilitation following conviction of a criminal offense. Consecutive sentences may lead to more than one year incarceration.

2001 Offender Work Report

Ferry County Jail

Average Daily Population: 18

If checked, data estimated.

LABOR HOURS	Work in Jails		Work for Government		Work for Not-for-Profit Organizations	
	Average Worker	Total Hours	Average Worker	Total Hours	Average Worker	Total Hours
Inmate Labor	2	2,040				
Community Service Labor						
Subtotal	2	2,040				
VALUE OF HOURS @ \$6.72 per hour	Offsetting Costs of Incarceration		Reducing Tax Burden		Contributing to Community	
		\$13,709		\$0		\$0
TOTAL HOURS	2,040		TOTAL VALUE		\$13,709	

WORK DETAIL (IN=Inmate; CS= Offender Sentenced to Community Service)

Category	By	Work	Customer
Government Jail	IN	Maintenance—Courthouse	Ferry County Courthouse
	IN	Building Refurbishment	Ferry County Jail
	IN	Food Service	Ferry County Jail
	IN	Janitorial	Ferry County Jail
	IN	Laundry	Ferry County Jail
	IN	Maintenance—Building	Ferry County Jail
	IN	Services—Snow Removal	Ferry County Jail
	IN	Services—Vehicle Washing/Detailing	Ferry County Jail
	IN	Sewing—Inmate Uniform Repair	Ferry County Jail

Correctional Facility—primarily housing adults serving terms not exceeding one year for punishment, correction and rehabilitation following conviction of a criminal offense. Consecutive sentences may lead to more than one year incarceration.

2001 Offender Work Report

Forks Police Department

Average Daily Population: 21

If checked, data estimated.

LABOR HOURS	Work in Jails		Work for Government		Work for Not-for-Profit Organizations	
	Average Worker	Total Hours	Average Worker	Total Hours	Average Worker	Total Hours
Inmate Labor	1	2,240	2	3,680		
Community Service Labor						
Subtotal	1	2,240	2	3,680		
VALUE OF HOURS						
@ \$6.72 per hour	Offsetting Costs of Incarceration		Reducing Tax Burden		Contributing to Community	
	\$15,053		\$24,730		\$0	
TOTAL HOURS		5,920	TOTAL VALUE		\$39,782	

WORK DETAIL (IN=Inmate; CS= Offender Sentenced to Community Service)

Category	By	Work	Customer	
Government	IN	General Labor	City of Forks	
	IN	Janitorial	City of Forks	
	IN	Landscaping	City of Forks	
	IN	Maintenance—Building	City of Forks	
	IN	Maintenance—Facilities	City of Forks	
	IN	Maintenance—Grounds	City of Forks	
	IN	Maintenance—Litter Pickup	City of Forks	
	IN	Maintenance—Parks	City of Forks	
	IN	Maintenance/Setup—Playing Field	City of Forks	
	IN	Natural Resources—Weed Control	City of Forks	
	IN	Natural Resources-Erosion/Flood Control	City of Forks	
	Jail	IN	Food Service	Jail
		IN	Janitorial	Jail
		IN	Laundry	Jail

Correctional Facility—primarily housing adults serving terms not exceeding one year for punishment, correction and rehabilitation following conviction of a criminal offense. Consecutive sentences may lead to more than one year incarceration.

2001 Offender Work Report

Franklin County Jail

Average Daily Population: 158

If checked, data estimated.

LABOR HOURS	Work in Jails		Work for Government		Work for Not-for-Profit Organizations	
	Average Worker	Total Hours	Average Worker	Total Hours	Average Worker	Total Hours
Inmate Labor	7	17,472	3	6,016		
Community Service Labor						
Subtotal	7	17,472	3	6,016		
VALUE OF HOURS						
@ \$6.72 per hour	Offsetting Costs of Incarceration		Reducing Tax Burden		Contributing to Community	
	\$117,412		\$40,425		\$0	
TOTAL HOURS		23,488	TOTAL VALUE		\$157,837	

WORK DETAIL (IN=Inmate; CS= Offender Sentenced to Community Service)

Category	By	Work	Customer
Government	IN	Maintenance—Courthouse	Franklin County
	IN	Maintenance—Facilities	Franklin County
	IN	Maintenance—Vehicle	Franklin County Shop
	IN	Maintenance/Setup—Fairgrounds	Franklin County Trade Agriculture Center
Jail	IN	Food Service	Franklin County Corrections
	IN	General Labor	Franklin County Corrections
	IN	Janitorial	Franklin County Corrections
	IN	Laundry	Franklin County Corrections

Correctional Facility—primarily housing adults serving terms not exceeding one year for punishment, correction and rehabilitation following conviction of a criminal offense. Consecutive sentences may lead to more than one year incarceration.

2001 Offender Work Report

Garfield County Jail

Average Daily Population: **4**

If checked, data estimated.

LABOR HOURS	Work in Jails		Work for Government		Work for Not-for-Profit Organizations	
	Average Worker	Total Hours	Average Worker	Total Hours	Average Worker	Total Hours
Inmate Labor	4	108	2	353		160
Community Service Labor						
Subtotal	4	108	2	353		160
VALUE OF HOURS @ \$6.72 per hour	Offsetting Costs of Incarceration		Reducing Tax Burden		Contributing to Community	
		\$722		\$2,372		\$1,075
TOTAL HOURS	621		TOTAL VALUE		\$4,170	

WORK DETAIL (IN=Inmate; CS= Offender Sentenced to Community Service)

Category	By	Work	Customer
Community Government	IN	Maintenance/Setup—Playing Field	Baseball Field
	IN	Maintenance—Courthouse	Garfield County
	IN	Maintenance—Grounds	Garfield County
	IN	Maintenance—Litter Pickup	Garfield County
	IN	Maintenance—Parks	City Parks
Jail	IN	Services—Vehicle Washing/Detailing	Garfield County Fire Dept.
	IN	Janitorial	Garfield County Jail
	IN	Laundry	Garfield County Jail
	IN	Services—Vehicle Washing/Detailing	Garfield County Jail

Holding Facility—primarily used for the temporary housing of adult persons charged with a criminal offense prior to trial or sentencing and for temporary housing during and after trial and/or sentencing, but in no instance exceeding thirty days.

2001 Offender Work Report

Grandview Police Department

Average Daily Population: **2**

If checked, data estimated.

LABOR HOURS	Work in Jails		Work for Government		Work for Not-for-Profit Organizations	
	Average Worker	Total Hours	Average Worker	Total Hours	Average Worker	Total Hours
Inmate Labor	1	2,625	1	281		
Community Service Labor						
Subtotal	1	2,625	1	281		
VALUE OF HOURS						
@ \$6.72 per hour	Offsetting Costs of Incarceration		Reducing Tax Burden		Contributing to Community	
	\$17,640		\$1,888		\$0	
TOTAL HOURS	2,906		TOTAL VALUE	\$19,528		

30 day holding facility.

WORK DETAIL (IN=Inmate; CS= Offender Sentenced to Community Service)

Category	By	Work	Customer	
Government	IN	General Labor	Police Dept.	
	IN	Janitorial	Police Dept.	
	IN	Landscaping	Police Dept.	
	IN	Maintenance—Courthouse	Grandview Municipal Court	
	IN	Maintenance—Facilities	Police Dept.	
	IN	Maintenance—Litter Pickup	Grandview Public Works	
	IN	Maintenance—Parks	Grandview Parks Dept.	
	IN	Maintenance—Pistol Range	Police Dept.	
	IN	Maintenance—Trail	Grandview Public Works	
	IN	Maintenance/Setup—Fairgrounds	Grandview Parks Dept.	
	IN	Maintenance/Setup—Playing Field	Grandview Parks Dept.	
	IN	Services—Graffiti Removal	Police Dept.	
	IN	Services—Snow Removal	Police Dept.	
	IN	Services—Vehicle Washing/Detailing	Police Dept., Fire Dept.	
	IN	Truck Load/Unload	Police Dept., Fire Dept.	
	Jail	IN	Food Service	Jail
		IN	General Labor	Jail
IN		Janitorial	Jail	
IN		Landscaping	Jail	

Detention Facility—primarily for the temporary housing of adults charged with a criminal offense prior to trial or sentencing and for housing adults after sentencing serving terms not to exceed ninety days.

2001 Offender Work Report

Grandview Police Department

Average Daily Population:

2

If checked, data estimated.

WORK DETAIL (IN=Inmate; CS= Offender Sentenced to Community Service)

Category	By	Work	Customer
	IN	Laundry	Jail
	IN	Maintenance—Building	Jail
	IN	Maintenance—Facilities	Jail
	IN	Maintenance—Grounds	Jail
	IN	Services—Snow Removal	Jail

Detention Facility—primarily for the temporary housing of adults charged with a criminal offense prior to trial or sentencing and for housing adults after sentencing serving terms not to exceed ninety days.

2001 Offender Work Report

Grant County Jail

Average Daily Population: 199

If checked, data estimated.

LABOR HOURS	Work in Jails		Work for Government		Work for Not-for-Profit Organizations	
	Average Worker	Total Hours	Average Worker	Total Hours	Average Worker	Total Hours
Inmate Labor	50	54,673	17	14,600	8	2,878
Community Service Labor				18,264		
Subtotal	50	54,673	17	32,864	8	2,878
VALUE OF HOURS						
@ \$6.72 per hour	Offsetting Costs of Incarceration		Reducing Tax Burden		Contributing to Community	
	\$367,403		\$220,846		\$19,340	
TOTAL HOURS		90,415	TOTAL VALUE		\$607,589	

Data reported reflected the combined total for the Grant County Jail and the Work Release Center.

Inmate labor is used for the jail garden. The garden consists of 2000 square feet of raised bed garden boxes. A 15' x 45' greenhouse is on site for early seeding of plant starts. Fresh produce: 175 lbs strawberries, 270 lbs. cucumbers, 914 lbs. tomatoes, 50 lbs. yellow tomatoes, 15 lbs. tomatillos, 150 lbs. zucchinis, 250 lbs. carrots, and 75 lbs. green & hot peppers. In addition to the fresh produce harvested and utilized by both correction facilities, 96 gallons of salsa, 7 gallons of strawberry jam, 125 loaves zucchini bread, and 50 carron/zucchini cakes were either used or frozen for winter use.

WORK DETAIL (IN=Inmate; CS= Offender Sentenced to Community Service)

Category	By	Work	Customer
Community	CS	Maintenance—Litter Pickup	House of Blues
	IN	Maintenance—Museum	Grant County Historical Museum
	IN	Staffing—Food Bank	Ephrata Food Bank
Government	IN	Staffing—Senior Center	Ephrata Senior Thrift Store
	IN	Building Refurbishment	Grant County Courthouse Maintenance
	IN	Landscaping	U.S. Dept. of Agriculture
	IN	Maintenance—Building	Grant County Courthouse Maintenance
	IN	Maintenance—Courthouse	Grant County Courthouse Maintenance
	IN/C	Maintenance—Grounds	Grant County Courthouse, State Parks; Cities of Coulee, Ephrata, Moses Lake
	IN/C	Maintenance—Litter Pickup	Dept. of Ecology Grant, Grant County Solid Waste, City of Moses Lake, Dept. of Transportation
	IN	Maintenance—Parks	Sun Lakes State Parks
	IN	Maintenance/Setup—Fairgrounds	Grant County Fairgrounds

Correctional Facility—primarily housing adults serving terms not exceeding one year for punishment, correction and rehabilitation following conviction of a criminal offense. Consecutive sentences may lead to more than one year incarceration.

2001 Offender Work Report

Grant County Jail

Average Daily Population: 199

If checked, data estimated.

WORK DETAIL (IN=Inmate; CS= Offender Sentenced to Community Service)

Category	By	Work	Customer
Government	IN	Natural Resources—Weed Control	Grant County Sheriff's/GCWRC/Grant Noxious Weed Board
	IN	Services—Snow Removal	Grant County Courthouse Maintenance, Port of Ephrata
	IN	Services—Vehicle Washing/Detailing	Grant County Sheriff, Grant County Public Works
Jail	IN	Food Service	Grant County Jail/Work Release Center(GCWRC)
	IN	Garden Produce	Grant County Jail/GCWRC
	IN	General Labor	Grant County Jail/GCWRC
	IN	Janitorial	Grant County Jail/GCWRC
	IN	Laundry	Grant County Jail/GCWRC
	IN	Sewing—Inmate Uniform Repair	Grant County Jail/GCWRC
	IN	Truck Load/Unload	Grant County Jail/GCWRC

Correctional Facility—primarily housing adults serving terms not exceeding one year for punishment, correction and rehabilitation following conviction of a criminal offense. Consecutive sentences may lead to more than one year incarceration.

2001 Offender Work Report

Grays Harbor County Jail

Average Daily Population: 125

If checked, data estimated.

LABOR HOURS	Work in Jails		Work for Government		Work for Not-for-Profit Organizations	
	Average Worker	Total Hours	Average Worker	Total Hours	Average Worker	Total Hours
Inmate Labor	7	27,600	3	3,575		240
Community Service Labor						
Subtotal	7	27,600	3	3,575		240
VALUE OF HOURS						
@ \$6.72 per hour	Offsetting Costs of Incarceration		Reducing Tax Burden		Contributing to Community	
	\$185,472		\$24,024		\$1,613	
TOTAL HOURS		31,415	TOTAL VALUE		\$211,109	

The jail does not use out of custody persons as workers on any projects.

WORK DETAIL (IN=Inmate; CS= Offender Sentenced to Community Service)

Category	By	Work	Customer	
Community	IN	Maintenance—Parks	Trout Unlimited, Friends Landing	
	IN	General Labor	Grays Harbor County Maintenance Dept.	
Government	IN	Maintenance—Grounds	Grays Harbor County Maintenance Dept.	
	IN	Maintenance—Litter Pickup	Grays Harbor County, Washington State	
	IN	Maintenance/Setup—Fairgrounds	Grays Harbor County	
	IN	Natural Resources—Brush Removal	Washington State Conservation Corp	
	IN	Natural Resources—Conservation	Washington State Dept. of Wildlife	
	IN	Natural Resources—Weed Control	Grays Harbor County, Washington State	
	IN	Natural Resources-Erosion/Flood Control	Washington State Conservation Corp	
	IN	Services—Vehicle Washing/Detailing	Grays Harbor County	
	IN	Truck Load/Unload	Grays Harbor County	
	Jail	IN	Food Service	Grays Harbor County Jail
		IN	Services—Vehicle Washing/Detailing	Grays Harbor County Jail
		IN	Sewing—Inmate Uniform Repair	Grays Harbor County Jail
		IN	Staffing—Commissary	Grays Harbor County Jail

Correctional Facility—primarily housing adults serving terms not exceeding one year for punishment, correction and rehabilitation following conviction of a criminal offense. Consecutive sentences may lead to more than one year incarceration.

2001 Offender Work Report

Island County Jail

Average Daily Population: 57

If checked, data estimated.

LABOR HOURS	Work in Jails		Work for Government		Work for Not-for-Profit Organizations	
	Average Worker	Total Hours	Average Worker	Total Hours	Average Worker	Total Hours
Inmate Labor	5	14,600				
Community Service Labor						
Subtotal	5	14,600				
VALUE OF HOURS						
@ \$6.72 per hour	Offsetting Costs of Incarceration		Reducing Tax Burden		Contributing to Community	
	\$98,112		\$0		\$0	
TOTAL HOURS	14,600		TOTAL VALUE		\$98,112	

WORK DETAIL (IN=Inmate; CS= Offender Sentenced to Community Service)

Category	By	Work	Customer
Jail	IN	Food Service	Jail
	IN	Garden Produce	Jail
	IN	General Labor	Jail
	IN	Janitorial	Jail
	IN	Laundry	Jail

Correctional Facility—primarily housing adults serving terms not exceeding one year for punishment, correction and rehabilitation following conviction of a criminal offense. Consecutive sentences may lead to more than one year incarceration.

2001 Offender Work Report

Issaquah Police Department

Average Daily Population: 41

If checked, data estimated.

LABOR HOURS	Work in Jails		Work for Government		Work for Not-for-Profit Organizations	
	Average Worker	Total Hours	Average Worker	Total Hours	Average Worker	Total Hours
Inmate Labor	3	5,475		1,057		
Community Service Labor						
Subtotal	3	5,475		1,057		
VALUE OF HOURS						
@ \$6.72 per hour	Offsetting Costs of Incarceration		Reducing Tax Burden		Contributing to Community	
	\$36,792		\$7,101		\$0	
TOTAL HOURS	6,532		TOTAL VALUE		\$43,893	

WORK DETAIL (IN=Inmate; CS= Offender Sentenced to Community Service)

Category	By	Work	Customer	
Government	IN	Building Refurbishment	Parks Dept.	
	IN	Garden Produce	Parks Dept.	
	IN	General Labor	Parks Dept.	
	IN	Maintenance—Building	Parks Dept.	
	IN	Maintenance—Facilities	Parks Dept.	
	IN	Maintenance—Grounds	Parks Dept.	
	IN	Maintenance—Litter Pickup	Parks Dept.	
	IN	Maintenance—Museum	Parks Dept.	
	IN	Maintenance—Parks	Parks Dept.	
	IN	Maintenance—Trail	Parks Dept.	
	Jail	IN	Food Service	Jail
		IN	General Labor	Jail
		IN	Janitorial	Jail
IN		Laundry	Jail	
IN		Maintenance—Facilities	Jail	
IN		Maintenance—Litter Pickup	Jail	
IN		Maintenance—Other	Jail	
IN		Maintenance—Outdoor	Jail	
IN	Staffing—Barber	Jail		

Correctional Facility—primarily housing adults serving terms not exceeding one year for punishment, correction and rehabilitation following conviction of a criminal offense. Consecutive sentences may lead to more than one year incarceration.

2001 Offender Work Report

Jefferson County Jail

Average Daily Population: 52

If checked, data estimated.

LABOR HOURS	Work in Jails		Work for Government		Work for Not-for-Profit Organizations	
	Average Worker	Total Hours	Average Worker	Total Hours	Average Worker	Total Hours
Inmate Labor	4	9,125	2	350	3	540
Community Service Labor						
Subtotal	4	9,125	2	350	3	540
VALUE OF HOURS @ \$6.72 per hour	Offsetting Costs of Incarceration		Reducing Tax Burden		Contributing to Community	
	\$61,320		\$2,352		\$3,629	
TOTAL HOURS	10,015		TOTAL VALUE		\$67,301	

WORK DETAIL (IN=Inmate; CS= Offender Sentenced to Community Service)

Category	By	Work	Customer
Community	IN	Food Service	Jefferson County Senior Center
	IN	Services—Vehicle Washing/Detailing	Jefferson County Transit
	IN	Staffing—Animal Care	Jefferson County Animal Shelter
	IN	Staffing—Food Bank	Jefferson County Food Bank
Government	IN	General Labor	Jefferson County Facilities
	IN	Maintenance—Courthouse	Jefferson County Facilities
	IN	Maintenance—Litter Pickup	Dept. of Corrections
	IN	Maintenance—Records/archives	Jefferson County Sheriff's Office
	IN	Recycling—Appliance	Dept. of Corrections
	IN	Services—FireDept. Assistance	Chimacum, Port Ludlow, Port Townsend
	IN	Services—Vehicle Washing/Detailing	Jefferson County Sheriff's Office
Jail	IN	Food Service	Jefferson County Jail
	IN	Laundry	Jefferson County Jail

Correctional Facility—primarily housing adults serving terms not exceeding one year for punishment, correction and rehabilitation following conviction of a criminal offense. Consecutive sentences may lead to more than one year incarceration.

2001 Offender Work Report

Kent Police Department

Average Daily Population: 169

If checked, data estimated.

LABOR HOURS	Work in Jails		Work for Government		Work for Not-for-Profit Organizations	
	Average Worker	Total Hours	Average Worker	Total Hours	Average Worker	Total Hours
Inmate Labor	31	58,596	10	15,251	7	9,944
Community Service Labor						
Subtotal	31	58,596	10	15,251	7	9,944
VALUE OF HOURS @ \$6.72 per hour	Offsetting Costs of Incarceration		Reducing Tax Burden		Contributing to Community	
		\$393,765		\$102,487		\$66,824
TOTAL HOURS	83,791		TOTAL VALUE		\$563,076	

WORK DETAIL (IN=Inmate; CS= Offender Sentenced to Community Service)

Category	By	Work	Customer	
Community	IN	Building Refurbishment	New Connections, Kent Youth Services	
	IN	Janitorial	Senior Center, Kent Commons	
	IN	Landscaping	Facilities, New Connections, Senior Center	
	IN	Maintenance—Litter Pickup	Lions Club	
	IN	Services—FireDept. Assistance	Kent Fire Dept. - Leaflets	
	IN	Staffing—Event	Kiwanis, Lions, Senior Center	
	IN	Staffing—Food Bank	Kent Food Bank	
	IN	Staffing—Holiday Setup	Senior Center	
	IN	Staffing—Senior Center	Kent Senior Center	
	IN	Truck Load/Unload	Food Bank	
	Government	IN	General Labor	Tahoma National Cemetery, Kent PD
		IN	Maintenance—Litter Pickup	Kent Police Dept., City of Kent
	Jail	IN	Services—Vehicle Washing/Detailing	Kent Police Dept.
IN		Food Service	Jail	
IN		Janitorial	Jail	
IN		Landscaping	Jail	
IN		Laundry	Jail	
IN		Maintenance—Grounds	Jail	
IN		Services—Vehicle Washing/Detailing	Jail	
IN	Staffing—Library	Jail		

Correctional Facility—primarily housing adults serving terms not exceeding one year for punishment, correction and rehabilitation following conviction of a criminal offense. Consecutive sentences may lead to more than one year incarceration.

2001 Offender Work Report

King County Correctional Facility

Average Daily Population: 1,619

If checked, data estimated.

LABOR HOURS	Work in Jails		Work for Government		Work for Not-for-Profit Organizations	
	Average Worker	Total Hours	Average Worker	Total Hours	Average Worker	Total Hours
Inmate Labor	174	304,880				
Community Service Labor						
Subtotal	174	304,880				
VALUE OF HOURS @ \$6.72 per hour	Offsetting Costs of Incarceration		Reducing Tax Burden		Contributing to Community	
		\$2,048,794		\$0		\$0
TOTAL HOURS	304,880		TOTAL VALUE		\$2,048,794	

The numbers were derived by taking an estimate of the number of inmate workers per day, times the hours they worked times the amount of days in each individual month. Jobs consists of: Barber, Commissary, Kitchen Help, Laundry, Wall Gang, ITR crew and Floor workers. Wall Gang, Shower, Floor Workers and ITR Crew act as Janitorial Staff. Based on 8 hours shifts for Kitchen workers and 5 hours for other positions.

WORK DETAIL (IN=Inmate; CS= Offender Sentenced to Community Service)

Category	By	Work	Customer
Jail	IN	Food Service	Jail
	IN	General Labor	Jail
	IN	Janitorial	Jail
	IN	Laundry	Jail
	IN	Services—Graffiti Removal	Jail
	IN	Staffing—Barber	Jail
	IN	Staffing—Commissary	Jail

Correctional Facility—primarily housing adults serving terms not exceeding one year for punishment, correction and rehabilitation following conviction of a criminal offense. Consecutive sentences may lead to more than one year incarceration.

2001 Offender Work Report

King County North Rehabilitation

Average Daily Population: 253

If checked, data estimated.

LABOR HOURS	Work in Jails		Work for Government		Work for Not-for-Profit Organizations	
	Average Worker	Total Hours	Average Worker	Total Hours	Average Worker	Total Hours
Inmate Labor	78	134,840	25	45,842	15	23,458
Community Service Labor						
Subtotal	78	134,840	25	45,842	15	23,458
VALUE OF HOURS						
@ \$6.72 per hour	Offsetting Costs of Incarceration		Reducing Tax Burden		Contributing to Community	
	\$906,125		\$308,058		\$157,638	
TOTAL HOURS		204,140	TOTAL VALUE		\$1,371,821	

WORK DETAIL (IN=Inmate; CS= Offender Sentenced to Community Service)

Category	By	Work	Customer
Community	IN	Maintenance—Other	Sandpoint
	IN	Talking Books	Washington Talking Book and Braille Library
	IN	Warehousing	Food Lifeline
Government	IN	General Labor	Washington State Dept. of Health - Public Health Labs
	IN	Maintenance—Grounds	Metro Transit, City of Shoreline
	IN	Maintenance—Litter Pickup	Metro Transit
	IN	Maintenance—Other	Seattle Police Dept.
	IN	Maintenance—Parks	City of Shoreline
	IN	Maintenance—Trail	City of Lake Forest Park, City of Kenmore
	IN	Natural Resources—Brush Removal	City of Shoreline, City of Mercer Island, Metro Transit
	IN	Natural Resources—Weed Control	Metro Transit, City of Mercer Island
	IN	Recycling—General	Washington State Dept. of Health - Public Health Labs
	Jail	IN	Food Service
IN		Garden Produce	NRF Facility
IN		Janitorial	NRF Facility
IN		Landscaping	NRF Facility
IN		Laundry	NRF Facility
IN		Maintenance—Grounds	NRF Facility
IN		Maintenance—Other	NRF Facility
IN		Recycling—General	NRF Facility

Special Detention Facility—a minimum security facility primarily used for the housing of special populations of sentenced persons who do not require the level of security normally provided in detention and correctional facilities.

2001 Offender Work Report

King County North Rehabilitation

Average Daily Population: 253

If checked, data estimated.

WORK DETAIL (IN=Inmate; CS= Offender Sentenced to Community Service)

Category	By	Work	Customer
	IN	Services—Vehicle Washing/Detailing	NRF Facility
	IN	Sewing—Inmate Uniform Repair	NRF Facility
	IN	Staffing—Barber	NRF Facility - Other Inmates
	IN	Staffing—Library	NRF Facility
	IN	Staffing—Lobby	NRF Facility
	IN	Staffing—Off. Assistance (general)	NRF Facility
	IN	Truck Load/Unload	NRF Facility
	IN	Tutoring (Peer)	NRF Facility - Other Inmates

Special Detention Facility—a minimum security facility primarily used for the housing of special populations of sentenced persons who do not require the level of security normally provided in detention and correctional facilities.

2001 Offender Work Report

King County Regional Justice Center Average Daily Population: 846

If checked, data estimated.

LABOR HOURS	Work in Jails		Work for Government		Work for Not-for-Profit Organizations	
	Average Worker	Total Hours	Average Worker	Total Hours	Average Worker	Total Hours
Inmate Labor	89	222,888				
Community Service Labor						
Subtotal	89	222,888				
VALUE OF HOURS @ \$6.72 per hour	Offsetting Costs of Incarceration		Reducing Tax Burden		Contributing to Community	
	\$1,497,807		\$0		\$0	
TOTAL HOURS	222,888		TOTAL VALUE		\$1,497,807	

The custodial class is a program taught by Renton Technical College in which inmates earn a diploma in custodial skills. During instruction inmates go to different units cleaning floors, carpets showers, etc. Hands-on experience is coupled with classroom instruction.

WORK DETAIL (IN=Inmate; CS= Offender Sentenced to Community Service)

Category	By	Work	Customer
Jail	IN	Food Service	King County Regional Justice Center
	IN	Laundry	King County Regional Justice Center
	IN	Maintenance—Facilities	King County Regional Justice Center

Detention Facility—primarily for the temporary housing of adults charged with a criminal offense prior to trial or sentencing and for housing adults after sentencing serving terms not to exceed ninety days.

2001 Offender Work Report

Kitsap County Jail

Average Daily Population: 275

If checked, data estimated.

LABOR HOURS	Work in Jails		Work for Government		Work for Not-for-Profit Organizations	
	Average Worker	Total Hours	Average Worker	Total Hours	Average Worker	Total Hours
Inmate Labor	27	78,840	6	10,944		
Community Service Labor						
Subtotal	27	78,840	6	10,944		
VALUE OF HOURS						
@ \$6.72 per hour	Offsetting Costs of Incarceration		Reducing Tax Burden		Contributing to Community	
	\$529,805		\$73,544		\$0	
TOTAL HOURS		89,784	TOTAL VALUE		\$603,348	

WORK DETAIL (IN=Inmate; CS= Offender Sentenced to Community Service)

Category	By	Work	Customer
Government	IN	General Labor	County Auditor
	IN	Maintenance—Litter Pickup	State, County, City
	IN	Maintenance—Pistol Range	City
	IN	Maintenance—Trail	City of Silverdale
	IN	Natural Resources-Erosion/Flood Control	County
	IN	Staffing—Event	City of Silverdale
Jail	IN	Food Service	Jail
	IN	Janitorial	Jail
	IN	Laundry	Jail

Correctional Facility—primarily housing adults serving terms not exceeding one year for punishment, correction and rehabilitation following conviction of a criminal offense. Consecutive sentences may lead to more than one year incarceration.

2001 Offender Work Report

Kittitas County Jail

Average Daily Population: 94

If checked, data estimated.

LABOR HOURS	Work in Jails		Work for Government		Work for Not-for-Profit Organizations	
	Average Worker	Total Hours	Average Worker	Total Hours	Average Worker	Total Hours
Inmate Labor	10	36,570	13	39,548		
Community Service Labor						
Subtotal	10	36,570	13	39,548		
VALUE OF HOURS						
@ \$6.72 per hour	Offsetting Costs of Incarceration		Reducing Tax Burden		Contributing to Community	
	\$245,750		\$265,763		\$0	
TOTAL HOURS		76,118	TOTAL VALUE		\$511,513	

WORK DETAIL (IN=Inmate; CS= Offender Sentenced to Community Service)

Category	By	Work	Customer	
Government	IN	Building Refurbishment	Kittitas County Building Maintenance	
	IN	Maintenance—Building	Kittitas County Building Maintenance	
	IN	Maintenance—Courthouse	Kittitas County Building Maintenance	
	IN	Maintenance—Facilities	Kittitas County Building Maintenance	
	IN	Maintenance—Grounds	Kittitas County Building Maintenance	
	IN	Maintenance—Litter Pickup	Dept. of Transportation, Dept. of Corrections	
	IN	Maintenance—Other	Kittitas County Sheriff's Office	
	IN	Maintenance—Outdoor	Kittitas County Building Maintenance	
	IN	Maintenance—Road	Dept. of Transportation, Dept. of Corrections	
	IN	Maintenance—Vehicle	Local government agencies	
	IN	Maintenance/Setup—Fairgrounds	Kittitas County Fairgrounds Dept.	
	IN	Natural Resources—Brush Removal	Dept. of Natural Resources	
	IN	Natural Resources—Weed Control	Dept. of Natural Resources	
	IN	Services—Snow Removal	Kittitas County Building Maintenance	
	IN	Services—Vehicle Washing/Detailing	Local government agencies	
	Jail	IN	Food Service	Consolidated Food Management
		IN	Janitorial	Kittitas County Corrections
IN		Laundry	Kittitas County Corrections	
IN		Recycling—General	Kittitas County Corrections	
IN		Services—Snow Removal	Kittitas County Building Maintenance	

Correctional Facility—primarily housing adults serving terms not exceeding one year for punishment, correction and rehabilitation following conviction of a criminal offense. Consecutive sentences may lead to more than one year incarceration.

2001 Offender Work Report

Kittitas County Jail

Average Daily Population: 94

If checked, data estimated.

WORK DETAIL (IN=Inmate; CS= Offender Sentenced to Community Service)

Category	By	Work	Customer
	IN	Services—Vehicle Washing/Detailing	Kittitas County Corrections
	IN	Sewing—Inmate Uniform Repair	Kittitas County Corrections
	IN	Sewing—Other	Kittitas County Corrections
	IN	Truck Load/Unload	Consolidated Food Management, Kittitas County Corrections

Correctional Facility—primarily housing adults serving terms not exceeding one year for punishment, correction and rehabilitation following conviction of a criminal offense. Consecutive sentences may lead to more than one year incarceration.

2001 Offender Work Report

Klickitat County Jail

Average Daily Population: 50

If checked, data estimated.

LABOR HOURS	Work in Jails		Work for Government		Work for Not-for-Profit Organizations	
	Average Worker	Total Hours	Average Worker	Total Hours	Average Worker	Total Hours
Inmate Labor	7	7,848	1	384	1	816
Community Service Labor						
Subtotal	7	7,848	1	384	1	816
VALUE OF HOURS @ \$6.72 per hour	Offsetting Costs of Incarceration		Reducing Tax Burden		Contributing to Community	
		\$52,735		\$2,580		\$5,484
TOTAL HOURS	9,048		TOTAL VALUE		\$60,799	

WORK DETAIL (IN=Inmate; CS= Offender Sentenced to Community Service)

Category	By	Work	Customer
Government	IN	Building Refurbishment	Klickitat County Offices
	IN	Maintenance—Parks	County Parks
	IN	Maintenance—Records/archives	Sheriff's Records
	IN	Maintenance/Setup—Fairgrounds	County Fair
Jail	IN	Food Service	Jail
	IN	General Labor	Jail
	IN	Janitorial	Jail
	IN	Laundry	Jail
	IN	Services—Vehicle Washing/Detailing	Jail
	IN	Truck Load/Unload	Jail

Correctional Facility—primarily housing adults serving terms not exceeding one year for punishment, correction and rehabilitation following conviction of a criminal offense. Consecutive sentences may lead to more than one year incarceration.

2001 Offender Work Report

Lewis County Jail

Average Daily Population: 246

If checked, data estimated.

LABOR HOURS	Work in Jails		Work for Government		Work for Not-for-Profit Organizations	
	Average Worker	Total Hours	Average Worker	Total Hours	Average Worker	Total Hours
Inmate Labor	21	47,180	59	23,434	2	6,460
Community Service Labor					6	584
Subtotal	21	47,180	59	23,434	9	7,044
VALUE OF HOURS						
@ \$6.72 per hour	Offsetting Costs of Incarceration		Reducing Tax Burden		Contributing to Community	
	\$317,050		\$157,473		\$47,336	
TOTAL HOURS		77,658	TOTAL VALUE		\$521,858	

WORK DETAIL (IN=Inmate; CS= Offender Sentenced to Community Service)

Category	By	Work	Customer
Community	CS	Building Refurbishment	Popes Kids Place
	IN	Building Refurbishment	Steam Train
	IN	General Labor	Churches
	CS	General Labor	Popes Kids Place
	CS	Maintenance—Museum	Lewis County Museum
	IN	Maintenance/Setup—Playing Field	Little League
	IN/C	Staffing—Food Bank	County Food Bank
	CS	Staffing—Senior Center	County Senior Center
	IN	Truck Load/Unload	Food Bank Coalition
Government	IN	Food Service	Senior Center
	CS	General Labor	County Public Works
	IN	Janitorial	Lewis County Maintenance
	IN	Landscaping	Lewis County Maintenance
	IN	Maintenance—Building	Lewis County Maintenance
	IN	Maintenance—Grounds	Lewis County Public Works
	IN/C	Maintenance—Litter Pickup	Lewis County Public Works
	IN	Maintenance—Museum	Lewis County Maintenance
	IN	Maintenance—Parks	Centralia, Chehalis, Napavine
	IN	Maintenance—Pistol Range	Lewis County Sheriff's Office, Chehalis Police Dept.
IN	Maintenance/Setup—Fairgrounds	Lewis County	

Correctional Facility—primarily housing adults serving terms not exceeding one year for punishment, correction and rehabilitation following conviction of a criminal offense. Consecutive sentences may lead to more than one year incarceration.

2001 Offender Work Report

Lewis County Jail

Average Daily Population: 246

If checked, data estimated.

WORK DETAIL (IN=Inmate; CS= Offender Sentenced to Community Service)

Category	By	Work	Customer
Government	IN	Natural Resources-Brush Removal	City of Winlock
	IN	Natural Resources—Weed Control	Lewis County Environmental Services
	IN	Recycling—Appliance	Lewis County Road Dept.
	IN/C	Recycling—General	County Public Works
	IN	Services—FireDept. Assistance	Napavine Fire Dept., Lewis County Building Ground & Maintenance
	CS	Services—Snow Removal	County Maintenance Dept.
	IN	Staffing—Animal Care	Lewis County Animal Shelter
Jail	IN	Staffing—Senior Center	Senior Center Kitchen
	IN	Food Service	Lewis County Jail
	IN	Laundry	Lewis County Jail
	IN	Services—Vehicle Washing/Detailing	Lewis County Jail

Correctional Facility—primarily housing adults serving terms not exceeding one year for punishment, correction and rehabilitation following conviction of a criminal offense. Consecutive sentences may lead to more than one year incarceration.

2001 Offender Work Report

Lincoln County Jail

Average Daily Population: 20

If checked, data estimated.

LABOR HOURS	Work in Jails		Work for Government		Work for Not-for-Profit Organizations	
	Average Worker	Total Hours	Average Worker	Total Hours	Average Worker	Total Hours
Inmate Labor	1	1,440	1	1,440		
Community Service Labor						
Subtotal	1	1,440	1	1,440		
VALUE OF HOURS						
@ \$6.72 per hour	Offsetting Costs of Incarceration		Reducing Tax Burden		Contributing to Community	
	\$9,677		\$9,677		\$0	
TOTAL HOURS		2,880	TOTAL VALUE		\$19,354	

WORK DETAIL (IN=Inmate; CS= Offender Sentenced to Community Service)

Category	By	Work	Customer
Government	IN	Services—Snow Removal	Courthouse
	IN	Services—Vehicle Washing/Detailing	Sheriff, County
	IN	Truck Load/Unload	Courthouse
Jail	IN	Services—Snow Removal	Sheriff's Office
	IN	Truck Load/Unload	Jail

Correctional Facility—primarily housing adults serving terms not exceeding one year for punishment, correction and rehabilitation following conviction of a criminal offense. Consecutive sentences may lead to more than one year incarceration.

2001 Offender Work Report

Lynnwood Police Department

Average Daily Population: 37

If checked, data estimated.

LABOR HOURS	Work in Jails		Work for Government		Work for Not-for-Profit Organizations	
	Average Worker	Total Hours	Average Worker	Total Hours	Average Worker	Total Hours
Inmate Labor	1	7,690				
Community Service Labor			67	6,968		
Subtotal	1	7,690	67	6,968		
VALUE OF HOURS						
@ \$6.72 per hour	Offsetting Costs of Incarceration		Reducing Tax Burden		Contributing to Community	
	\$51,677		\$46,825		\$0	
TOTAL HOURS	14,658		TOTAL VALUE		\$98,502	

WORK DETAIL (IN=Inmate; CS= Offender Sentenced to Community Service)

Category	By	Work	Customer
Government	CS	Maintenance—Litter Pickup	City of Lynnwood
	CS	Maintenance—Parks	City of Lynnwood
Jail	IN	Janitorial	Jail
	IN	Laundry	Jail

Holding Facility—primarily used for the temporary housing of adult persons charged with a criminal offense prior to trial or sentencing and for temporary housing during and after trial and/or sentencing, but in no instance exceeding thirty days.

2001 Offender Work Report

Mason County Jail

Average Daily Population: 112

If checked, data estimated.

LABOR HOURS	Work in Jails		Work for Government		Work for Not-for-Profit Organizations	
	Average Worker	Total Hours	Average Worker	Total Hours	Average Worker	Total Hours
Inmate Labor	5	16,560				
Community Service Labor						
Subtotal	5	16,560				
VALUE OF HOURS						
@ \$6.72 per hour	Offsetting Costs of Incarceration		Reducing Tax Burden		Contributing to Community	
	\$111,283		\$0		\$0	
TOTAL HOURS	16,560		TOTAL VALUE		\$111,283	

Inmate labor is used in the Mason County Jail and by Mason County Facilities and Grounds Department. All labor is reported under "Jail."

2001 Offender Work Report

Oak Harbor Police Department

Average Daily Population: 8

If checked, data estimated.

LABOR HOURS	Work in Jails		Work for Government		Work for Not-for-Profit Organizations	
	Average Worker	Total Hours	Average Worker	Total Hours	Average Worker	Total Hours
Inmate Labor	1	2,880	3	5,328		
Community Service Labor						
Subtotal	1	2,880	3	5,328		
VALUE OF HOURS @ \$6.72 per hour	Offsetting Costs of Incarceration		Reducing Tax Burden		Contributing to Community	
		\$19,354		\$35,804		\$0
TOTAL HOURS	8,208		TOTAL VALUE		\$55,158	

WORK DETAIL (IN=Inmate; CS= Offender Sentenced to Community Service)

Category	By	Work	Customer
Government	IN	General Labor	City of Oak Harbor
	IN	Landscaping	City of Oak Harbor
	IN	Maintenance—Grounds	City of Oak Harbor
	IN	Maintenance—Litter Pickup	City of Oak Harbor
Jail	IN	Services—Vehicle Washing/Detailing	City of Oak Harbor
	IN	Food Service	Jail
	IN	General Labor	Jail
	IN	Maintenance—Grounds	Jail
	IN	Maintenance—Litter Pickup	Jail
	IN	Services—Vehicle Washing/Detailing	Jail

Holding Facility—primarily used for the temporary housing of adult persons charged with a criminal offense prior to trial or sentencing and for temporary housing during and after trial and/or sentencing, but in no instance exceeding thirty days.

2001 Offender Work Report

Okanogan County Jail

Average Daily Population: 113

If checked, data estimated.

LABOR HOURS	Work in Jails		Work for Government		Work for Not-for-Profit Organizations	
	Average Worker	Total Hours	Average Worker	Total Hours	Average Worker	Total Hours
Inmate Labor	12	24,960	5	11,556	1	358
Community Service Labor						
Subtotal	12	24,960	5	11,556	1	358
VALUE OF HOURS @ \$6.72 per hour	Offsetting Costs of Incarceration		Reducing Tax Burden		Contributing to Community	
	\$167,731		\$77,656		\$2,406	
TOTAL HOURS	36,874		TOTAL VALUE		\$247,793	

DOE/Litter Crew-average 8 inmate workers.
Total combined hours July to December 2001 were 7,138.

WORK DETAIL (IN=Inmate; CS= Offender Sentenced to Community Service)

Category	By	Work	Customer
Community	IN	Landscaping	Elks
	IN	Maintenance—Grounds	Elks
Government	IN	Building Refurbishment	Courthouse Maintenance
	IN	General Labor	Fair, Landfill, Courthouse Maintenance
	IN	Janitorial	Courthouse Maintenance
	IN	Landscaping	Cap. Improvement - Courthouse Maintenance
	IN	Maintenance—Courthouse	County Courthouse
	IN	Maintenance—Grounds	Courthouse Maintenance
	IN	Maintenance—Litter Pickup	County, DOE Litter Contract
	IN	Maintenance—Pistol Range	Omak Police Dept., Sheriff's Office
	IN	Maintenance—Trail	Fish and Wildlife
	IN	Maintenance—Vehicle	County Shop
	IN	Maintenance/Setup—Fairgrounds	County Fair
	IN	Natural Resources—Weed Control	Forest Service
	Jail	IN	Food Service
IN		General Labor	Jail
IN		Janitorial	Jail
IN		Laundry	Jail
IN		Maintenance—Building	Jail

Correctional Facility—primarily housing adults serving terms not exceeding one year for punishment, correction and rehabilitation following conviction of a criminal offense. Consecutive sentences may lead to more than one year incarceration.

2001 Offender Work Report

Olympia Police Department

Average Daily Population: 25

If checked, data estimated.

LABOR HOURS	Work in Jails		Work for Government		Work for Not-for-Profit Organizations	
	Average Worker	Total Hours	Average Worker	Total Hours	Average Worker	Total Hours
Inmate Labor	1	720				
Community Service Labor						
Subtotal	1	720				
VALUE OF HOURS @ \$6.72 per hour	Offsetting Costs of Incarceration		Reducing Tax Burden		Contributing to Community	
		\$4,838		\$0		\$0
TOTAL HOURS		720		TOTAL VALUE		\$4,838

Inmate labor consisted of daily janitorial and laundry work.

WORK DETAIL (IN=Inmate; CS= Offender Sentenced to Community Service)

Category	By	Work	Customer
Jail	IN	Janitorial	Olympia City Jail
	IN	Laundry	Olympia City Jail

Holding Facility—primarily used for the temporary housing of adult persons charged with a criminal offense prior to trial or sentencing and for temporary housing during and after trial and/or sentencing, but in no instance exceeding thirty days.

2001 Offender Work Report

Pacific County Jail

Average Daily Population: 29

If checked, data estimated.

LABOR HOURS	Work in Jails		Work for Government		Work for Not-for-Profit Organizations	
	Average Worker	Total Hours	Average Worker	Total Hours	Average Worker	Total Hours
Inmate Labor	3	4,798	1	481		
Community Service Labor						
Subtotal	3	4,798	1	481		
VALUE OF HOURS						
@ \$6.72 per hour	Offsetting Costs of Incarceration		Reducing Tax Burden		Contributing to Community	
	\$32,243		\$3,232		\$0	
TOTAL HOURS	5,279		TOTAL VALUE		\$35,475	

WORK DETAIL (IN=Inmate; CS= Offender Sentenced to Community Service)

Category	By	Work	Customer	
Community Government	IN	Maintenance/Setup—Fairgrounds	Sheriff's Office	
	IN	Building Refurbishment	County Dept. of Public Works	
	IN	General Labor	County Dept. of Public Works	
	IN	Landscaping	County Dept. of Public Works	
	IN	Maintenance—Building	County Dept. of Public Works	
	IN	Maintenance—Courthouse	County Dept. of Public Works	
	IN	Maintenance—Facilities	County Dept. of Public Works	
	IN	Maintenance—Grounds	County Dept. of Public Works	
	IN	Maintenance—Outdoor	County Dept. of Public Works	
	IN	Maintenance—Parks	County Dept. of Public Works	
	IN	Maintenance/Setup—Fairgrounds	County Dept. of Public Works	
	Jail	IN	Food Service	Jail
		IN	Janitorial	Jail
		IN	Laundry	Jail

Correctional Facility—primarily housing adults serving terms not exceeding one year for punishment, correction and rehabilitation following conviction of a criminal offense. Consecutive sentences may lead to more than one year incarceration.

2001 Offender Work Report

Pend Oreille County Jail

Average Daily Population: 22

If checked, data estimated.

LABOR HOURS	Work in Jails		Work for Government		Work for Not-for-Profit Organizations	
	Average Worker	Total Hours	Average Worker	Total Hours	Average Worker	Total Hours
Inmate Labor	2	3,646	3	6,204		
Community Service Labor			1	1,337		
Subtotal	2	3,646	4	7,541		
VALUE OF HOURS						
@ \$6.72 per hour	Offsetting Costs of Incarceration		Reducing Tax Burden		Contributing to Community	
	\$24,501		\$50,676		\$0	
TOTAL HOURS		11,187	TOTAL VALUE		\$75,177	

WORK DETAIL (IN=Inmate; CS= Offender Sentenced to Community Service)

Category	By	Work	Customer
Government	IN/C	Landscaping	Pend Oreille County Offices
	IN/C	Maintenance—Grounds	Hall of Justice, Mental Health
	IN/C	Maintenance—Litter Pickup	Washington State, US Forest Service
	IN/C	Maintenance/Setup—Fairgrounds	County Fairgrounds, Ione City Park, Newport Cemetery
	IN/C	Recycling—General	Pend Oreille County
	IN/C	Services—FireDept. Assistance	Pend Oreille County Fire Districts 2,3,4
	IN/C	Services—Snow Removal	Newport, Usk, Cusick, Ione, Metaline, Metaline Falls
	IN/C	Staffing—Holiday Setup	Newport City-street decorations
	IN/C	Staffing—Hospice Assistance	Newport Hospitality House
	IN/C	Staffing—Library	Newport Library-stocked books
Jail	IN	Food Service	Pend Oreille County Jail
	IN	Janitorial	Pend Oreille County Jail
	IN/C	Landscaping	Pend Oreille County Jail
	IN	Laundry	Pend Oreille County Jail
	IN	Maintenance—Grounds	Pend Oreille County Jail
	IN	Maintenance—Litter Pickup	Pend Oreille County Jail
	IN	Recycling—General	Pend Oreille County Jail
	CS	Services—FireDept. Assistance	Pend Oreille County Jail
	IN	Services—Snow Removal	Pend Oreille County Jail
	IN/C	Services—Vehicle Washing/Detailing	Pend Oreille County Sheriff & Corrections Dept.

Correctional Facility—primarily housing adults serving terms not exceeding one year for punishment, correction and rehabilitation following conviction of a criminal offense. Consecutive sentences may lead to more than one year incarceration.

2001 Offender Work Report

Pend Oreille County Jail

Average Daily Population: 22

If checked, data estimated.

WORK DETAIL (IN=Inmate; CS= Offender Sentenced to Community Service)

Category	By	Work	Customer
	IN	Staffing—Holiday Setup	Pend Oreille County Jail
	IN	Staffing—Library	Pend Oreille County Jail

Correctional Facility—primarily housing adults serving terms not exceeding one year for punishment, correction and rehabilitation following conviction of a criminal offense. Consecutive sentences may lead to more than one year incarceration.

2001 Offender Work Report

Pierce County Corrections

Average Daily Population: 1,270

If checked, data estimated.

LABOR HOURS	Work in Jails		Work for Government		Work for Not-for-Profit Organizations	
	Average Worker	Total Hours	Average Worker	Total Hours	Average Worker	Total Hours
Inmate Labor	114	241,472				
Community Service Labor						
Subtotal	114	241,472				
VALUE OF HOURS						
@ \$6.72 per hour	Offsetting Costs of Incarceration		Reducing Tax Burden		Contributing to Community	
	\$1,622,692		\$0		\$0	
TOTAL HOURS		241,472	TOTAL VALUE		\$1,622,692	

WORK DETAIL (IN=Inmate; CS= Offender Sentenced to Community Service)

Category	By	Work	Customer	
Government	IN	Building Refurbishment	University Place	
	IN	Landscaping	University Place	
	IN	Maintenance—Litter Pickup	Pierce County Roads	
	IN	Maintenance—Parks	University Place	
	IN	Maintenance—Pistol Range	Pierce County	
	IN	Maintenance—Vehicle	Pierce County Garage	
	IN	Natural Resources-Brush Removal	University Place	
	IN	Services—Vehicle Washing/Detailing	Pierce County Garage	
	Jail	IN	Food Service	Jail
		IN	Janitorial	Jail
IN		Laundry	Jail	
IN		Sewing—Inmate Property Bags	Jail	
IN		Sewing—Inmate Uniform Repair	Jail	
IN		Staffing—Commissary	Jail	
IN		Truck Load/Unload	Jail	
IN		Warehousing	Jail	

Correctional Facility—primarily housing adults serving terms not exceeding one year for punishment, correction and rehabilitation following conviction of a criminal offense. Consecutive sentences may lead to more than one year incarceration.

2001 Offender Work Report

Puyallup Police Department

Average Daily Population: 33

If checked, data estimated.

LABOR HOURS	Work in Jails		Work for Government		Work for Not-for-Profit Organizations	
	Average Worker	Total Hours	Average Worker	Total Hours	Average Worker	Total Hours
Inmate Labor	4	1,920				
Community Service Labor						
Subtotal	4	1,920				
VALUE OF HOURS						
@ \$6.72 per hour	Offsetting Costs of Incarceration		Reducing Tax Burden		Contributing to Community	
	\$12,902		\$0		\$0	
TOTAL HOURS		1,920	TOTAL VALUE		\$12,902	

WORK DETAIL (IN=Inmate; CS= Offender Sentenced to Community Service)

Category	By	Work	Customer
Jail	IN	Food Service	Jail
	IN	Janitorial	Jail
	IN	Laundry	Jail

Correctional Facility—primarily housing adults serving terms not exceeding one year for punishment, correction and rehabilitation following conviction of a criminal offense. Consecutive sentences may lead to more than one year incarceration.

2001 Offender Work Report

Renton Police Department

Average Daily Population: 50

If checked, data estimated.

LABOR HOURS	Work in Jails		Work for Government		Work for Not-for-Profit Organizations	
	Average Worker	Total Hours	Average Worker	Total Hours	Average Worker	Total Hours
Inmate Labor	2	5,840				
Community Service Labor						
Subtotal	2	5,840				
VALUE OF HOURS @ \$6.72 per hour	Offsetting Costs of Incarceration		Reducing Tax Burden		Contributing to Community	
		\$39,245		\$0		\$0
TOTAL HOURS		5,840	TOTAL VALUE			\$39,245

WORK DETAIL (IN=Inmate; CS= Offender Sentenced to Community Service)

Category	By	Work	Customer
Jail	IN	Food Service	Renton Jail
	IN	Janitorial	Renton Jail
	IN	Laundry	Renton Jail

Holding Facility—primarily used for the temporary housing of adult persons charged with a criminal offense prior to trial or sentencing and for temporary housing during and after trial and/or sentencing, but in no instance exceeding thirty days.

2001 Offender Work Report

San Juan County Jail

Average Daily Population: **6**

If checked, data estimated.

LABOR HOURS	Work in Jails		Work for Government		Work for Not-for-Profit Organizations	
	Average Worker	Total Hours	Average Worker	Total Hours	Average Worker	Total Hours
Inmate Labor						
Community Service Labor			8	4,955	8	4,955
Subtotal			8	4,955	8	4,955
 VALUE OF HOURS						
@ \$6.72 per hour						
	Offsetting Costs of Incarceration		Reducing Tax Burden		Contributing to Community	
	\$0		\$33,298		\$33,298	
TOTAL HOURS	9,910		TOTAL VALUE		\$66,595	

San Juan County Jail is a Holding Facility only. All work is performed by offenders sentenced to community service hours.

WORK DETAIL (IN=Inmate; CS= Offender Sentenced to Community Service)

Category	By	Work	Customer
Community	CS	General Labor	Food Bank
	CS	Landscaping	Animal Shelter, Head Start, Historical Museum
	CS	Maintenance—Museum	San Juan Historical Museum
	CS	Maintenance—Other	Head Start
	CS	Maintenance/Setup—Playing Field	Parks and Rec.
Government	CS	Building Refurbishment	San Juan County Public Works
	CS	Landscaping	San Juan County
	CS	Maintenance—Building	County Buildings
	CS	Maintenance—Courthouse	San Juan County
	CS	Maintenance—Grounds	Moran State Park, Odlin County Park, San Juan County
	CS	Maintenance—Litter Pickup	Washington State Dept. of Ecology
	CS	Maintenance—Trail	State and County Parks, Port of Friday Harbor
	CS	Maintenance/Setup—Fairgrounds	San Juan County Fairgrounds
	CS	Natural Resources—Weed Control	Noxious Weed Board
	CS	Recycling—General	San Juan County

2001 Offender Work Report

Skagit County Jail

Average Daily Population: 173

If checked, data estimated.

LABOR HOURS	Work in Jails		Work for Government		Work for Not-for-Profit Organizations	
	Average Worker	Total Hours	Average Worker	Total Hours	Average Worker	Total Hours
Inmate Labor	13	37,960	13	12,893		
Community Service Labor			6	8,885		
Subtotal	13	37,960	18	21,778		
VALUE OF HOURS @ \$6.72 per hour	Offsetting Costs of Incarceration		Reducing Tax Burden		Contributing to Community	
		\$255,091		\$146,348		\$0
TOTAL HOURS	59,738		TOTAL VALUE		\$401,439	

WORK DETAIL (IN=Inmate; CS= Offender Sentenced to Community Service)

Category	By	Work	Customer
Government	IN	Janitorial	Courthouse complex and county play fields
	IN	Maintenance—Courthouse	Skagit County
	CS	Maintenance—Grounds	Skagit County, Mt. Vernon Police, Public Works
	CS	Maintenance—Litter Pickup	Mt. Vernon Police, Skagit County Courthouse, Public Works
	IN/C	Maintenance—Litter Pickup	Skagit County
	IN	Maintenance—Parks	Skagit County
	IN	Maintenance/Setup—Fairgrounds	Skagit County
	IN	Maintenance/Setup—Playing Field	Skagit County
	IN	Services—FireDept. Assistance	Fire Dept.
	IN/C	Services—Vehicle Washing/Detailing	Skagit County and City
	IN	Staffing—Animal Care	Skagit County
	IN	Staffing—Library	Skagit County and City
	Jail	IN	Food Service
IN		Janitorial	Jail

Correctional Facility—primarily housing adults serving terms not exceeding one year for punishment, correction and rehabilitation following conviction of a criminal offense. Consecutive sentences may lead to more than one year incarceration.

2001 Offender Work Report

Skamania County Jail

Average Daily Population: 30

If checked, data estimated.

LABOR HOURS	Work in Jails		Work for Government		Work for Not-for-Profit Organizations	
	Average Worker	Total Hours	Average Worker	Total Hours	Average Worker	Total Hours
Inmate Labor	5	13,824	1	136		
Community Service Labor						
Subtotal	5	13,824	1	136		
VALUE OF HOURS						
@ \$6.72 per hour	Offsetting Costs of Incarceration		Reducing Tax Burden		Contributing to Community	
	\$92,897		\$914		\$0	
TOTAL HOURS	13,960		TOTAL VALUE		\$93,811	

WORK DETAIL (IN=Inmate; CS= Offender Sentenced to Community Service)

Category	By	Work	Customer
Government	IN	Building Refurbishment	Skamania County Building and Grounds
	IN	General Labor	US Forest Service (USFS)
	IN	Landscaping	Skamania County Building and Grounds, USFS
	IN	Maintenance—Building	Skamania County Building and Grounds, USFS
	IN	Maintenance—Courthouse	Skamania County Building and Grounds
	IN	Maintenance—Facilities	Skamania County Building and Grounds
	IN	Maintenance—Grounds	Skamania County Building and Grounds
	IN	Maintenance—Litter Pickup	USFS
	IN	Maintenance—Outdoor	Skamania County, USFS
	IN	Maintenance—Parks	Skamania County Building and Grounds, USFS
	IN	Maintenance—Pistol Range	Skamania County
	IN	Maintenance—Road	Skamania County Road Dept.
	IN	Maintenance—Trail	USFS
	IN	Natural Resources—Brush Removal	Skamania County, USFS
	IN	Natural Resources—Conservation	Skamania County, USFS
	IN	Natural Resources—Weed Control	Skamania County Weed Board
	IN	Natural Resources—Erosion/Flood Control	Skamania County, USFS
	IN	Recycling—Appliance	Skamania County Solid Waste Dept.
	IN	Recycling—General	Skamania County Solid Waste Dept.
	IN	Services—Firewood	Skamania County Senior Services

Correctional Facility—primarily housing adults serving terms not exceeding one year for punishment, correction and rehabilitation following conviction of a criminal offense. Consecutive sentences may lead to more than one year incarceration.

2001 Offender Work Report

Skamania County Jail

Average Daily Population: 30

If checked, data estimated.

WORK DETAIL (IN=Inmate; CS= Offender Sentenced to Community Service)

Category	By	Work	Customer
Government	IN	Services—Snow Removal	USFS
	IN	Services—Vehicle Washing/Detailing	Skamania County
	IN	Warehousing	Skamania County, USFS
Jail	IN	Food Service	Skamania County Jail
	IN	General Labor	Jail
	IN	Janitorial	Jail
	IN	Laundry	Jail
	IN	Maintenance—Litter Pickup	Skamania County Jail
	IN	Maintenance—Vehicle	Jail
	IN	Services—Snow Removal	Jail
	IN	Services—Vehicle Washing/Detailing	Jail
	IN	Truck Load/Unload	Jail

Correctional Facility—primarily housing adults serving terms not exceeding one year for punishment, correction and rehabilitation following conviction of a criminal offense. Consecutive sentences may lead to more than one year incarceration.

2001 Offender Work Report

Snohomish County Corrections

Average Daily Population: 912

If checked, data estimated.

LABOR HOURS	Work in Jails		Work for Government		Work for Not-for-Profit Organizations	
	Average Worker	Total Hours	Average Worker	Total Hours	Average Worker	Total Hours
Inmate Labor	120	181,131	37	71,065	3	5,036
Community Service Labor						
Subtotal	120	181,131	37	71,065	3	5,036
VALUE OF HOURS						
@ \$6.72 per hour	Offsetting Costs of Incarceration		Reducing Tax Burden		Contributing to Community	
	\$1,217,200		\$477,559		\$33,842	
TOTAL HOURS		257,232	TOTAL VALUE		\$1,728,601	

Snohomish County Corrections operates three Minimum Security Work Facilities (Indian Ridge, Pacific Annex, and Work Release/Special Detention). Inmates in the main jail are not offered work opportunities outside of their housing units. ADP numbers include all three work facilities plus the main jail.

WORK DETAIL (IN=Inmate; CS= Offender Sentenced to Community Service)

Category	By	Work	Customer
Community Government	IN	Maintenance—Grounds	Evergreen Manor Detox
	IN	Maintenance—Building	Snohomish County Airport, Facilities, Health District
	IN	Maintenance—Grounds	Snohomish County Fairgrounds, Parks, Airport, Facilities, Health District,
	IN	Maintenance—Litter Pickup	Washington State DOC
	IN	Maintenance—Other	Snohomish County Assessor, Auditor, Executive, Human Resources, Superior Court, Treasurer
	IN	Maintenance/Setup—Fairgrounds	Snohomish County Evergreen Fairgrounds
	IN	Recycling—General	Snohomish County Moderate Residential Waste
	IN	Services—Vehicle Washing/Detailing	Snohomish County Motor Pool
	IN	Staffing—Off. Assistance (general)	Snohomish County Assessor, Auditor, Executive, Human Resources, Superior Court, Treasurer
	Jail	IN	Food Service
IN		Janitorial	Jail
IN		Laundry	Jail
IN		Maintenance—Building	Jail
IN		Maintenance—Grounds	Jail
IN		Maintenance—Litter Pickup	Jail
IN		Other	Jail-Main Jail Booking, Medical

Correctional Facility—primarily housing adults serving terms not exceeding one year for punishment, correction and rehabilitation following conviction of a criminal offense. Consecutive sentences may lead to more than one year incarceration.

2001 Offender Work Report

Snohomish County Corrections

Average Daily Population: 912

If checked, data estimated.

WORK DETAIL (IN=Inmate; CS= Offender Sentenced to Community Service)

Category	By	Work	Customer
	IN	Sewing—Inmate Uniform Repair	Jail
	IN	Sewing—Other	Jail-mattress repair
	IN	Staffing—Library	Jail
	IN	Truck Load/Unload	Jail

Correctional Facility—primarily housing adults serving terms not exceeding one year for punishment, correction and rehabilitation following conviction of a criminal offense. Consecutive sentences may lead to more than one year incarceration.

2001 Offender Work Report

Spokane County Geiger Corrections Average Daily Population: 496

If checked, data estimated.

LABOR HOURS	Work in Jails		Work for Government		Work for Not-for-Profit Organizations	
	Average Worker	Total Hours	Average Worker	Total Hours	Average Worker	Total Hours
Inmate Labor	86	134,496	86	62,993		
Community Service Labor						
Subtotal	86	134,496	86	62,993		
VALUE OF HOURS						
@ \$6.72 per hour	Offsetting Costs of Incarceration		Reducing Tax Burden		Contributing to Community	
	\$903,813		\$423,313		\$0	
TOTAL HOURS	197,489		TOTAL VALUE		\$1,327,126	

WORK DETAIL (IN=Inmate; CS= Offender Sentenced to Community Service)

Category	By	Work	Customer	
Community	IN	Services—Graffiti Removal	Spokane/Downtown Businesses	
	IN	Services—Snow Removal	Downtown Businesses	
	IN	Staffing—Event	Spokane County Fairgrounds	
Government	IN	Maintenance—Golf Course	Spokane County	
	IN	Maintenance—Grounds	Spokane County Courthouse	
	IN	Maintenance—Litter Pickup	Spokane City, Spokane County and airport	
	IN	Maintenance—Parks	Spokane City	
	IN	Maintenance—Road	Spokane City, Spokane County	
	IN	Maintenance—Vehicle	Sheriff's Dept.	
	IN	Maintenance/Setup—Fairgrounds	Spokane County	
	IN	Natural Resources—Brush Removal	Spokane County Public Works	
	IN	Natural Resources—Erosion/Flood Control	Spokane County Public Works	
	IN	Recycling—General	Spokane City	
	IN	Services—Snow Removal	Spokane Public Works	
	Jail	IN	Building Refurbishment	Geiger Corrections Center
		IN	Food Service	Geiger Corrections Center
IN		General Labor	Geiger Corrections Center	
IN		Janitorial	Geiger Corrections Center	
IN		Landscaping	Geiger Corrections Center	
IN	Laundry	Geiger Corrections Center		

Correctional Facility—primarily housing adults serving terms not exceeding one year for punishment, correction and rehabilitation following conviction of a criminal offense. Consecutive sentences may lead to more than one year incarceration.

2001 Offender Work Report

Spokane County Geiger Corrections Average Daily Population: 496

If checked, data estimated.

WORK DETAIL (IN=Inmate; CS= Offender Sentenced to Community Service)

Category	By	Work	Customer
	IN	Maintenance—Building	Geiger Corrections Center
	IN	Services—Vehicle Washing/Detailing	Geiger Corrections Center
	IN	Sewing—Inmate Uniform Repair	Geiger Corrections Center
	IN	Staffing—Barber	Geiger Corrections Center
	IN	Staffing—Commissary	Geiger Corrections Center

Correctional Facility—primarily housing adults serving terms not exceeding one year for punishment, correction and rehabilitation following conviction of a criminal offense. Consecutive sentences may lead to more than one year incarceration.

2001 Offender Work Report

Spokane County Jail

Average Daily Population: 619

If checked, data estimated.

LABOR HOURS	Work in Jails		Work for Government		Work for Not-for-Profit Organizations	
	Average Worker	Total Hours	Average Worker	Total Hours	Average Worker	Total Hours
Inmate Labor	52	123,370				
Community Service Labor						
Subtotal	52	123,370				
VALUE OF HOURS						
@ \$6.72 per hour	Offsetting Costs of Incarceration		Reducing Tax Burden		Contributing to Community	
	\$829,046		\$0		\$0	
TOTAL HOURS	123,370		TOTAL VALUE		\$829,046	

WORK DETAIL (IN=Inmate; CS= Offender Sentenced to Community Service)

Category	By	Work	Customer
Jail	IN	Food Service	Jail
	IN	General Labor	Jail
	IN	Janitorial	Jail
	IN	Staffing—Library	Jail

Correctional Facility—primarily housing adults serving terms not exceeding one year for punishment, correction and rehabilitation following conviction of a criminal offense. Consecutive sentences may lead to more than one year incarceration.

2001 Offender Work Report

Stevens County Jail

Average Daily Population: 45

If checked, data estimated.

LABOR HOURS	Work in Jails		Work for Government		Work for Not-for-Profit Organizations	
	Average Worker	Total Hours	Average Worker	Total Hours	Average Worker	Total Hours
Inmate Labor	4	8,760	1	443		
Community Service Labor			1	443		
Subtotal	4	8,760	2	886		
VALUE OF HOURS @ \$6.72 per hour	Offsetting Costs of Incarceration		Reducing Tax Burden		Contributing to Community	
		\$58,867		\$5,954		\$0
TOTAL HOURS		9,646	TOTAL VALUE			\$64,821

WORK DETAIL (IN=Inmate; CS= Offender Sentenced to Community Service)

Category	By	Work	Customer
Government	IN	General Labor	Stevens County
	IN	Janitorial	Stevens County
	IN/C	Maintenance—Courthouse	Stevens County
	IN	Services—Snow Removal	Stevens County
	IN	Services—Vehicle Washing/Detailing	Stevens County
	IN	Staffing—Library	Stevens County
Jail	IN	Food Service	Jail
	IN	General Labor	Jail
	IN	Janitorial	Jail
	IN	Laundry	Jail
	IN	Services—Snow Removal	Jail
	IN	Staffing—Library	Jail

Correctional Facility—primarily housing adults serving terms not exceeding one year for punishment, correction and rehabilitation following conviction of a criminal offense. Consecutive sentences may lead to more than one year incarceration.

2001 Offender Work Report

Sunnyside Police Department

Average Daily Population: 46

If checked, data estimated.

LABOR HOURS	Work in Jails		Work for Government		Work for Not-for-Profit Organizations	
	Average Worker	Total Hours	Average Worker	Total Hours	Average Worker	Total Hours
Inmate Labor	6	25,920				
Community Service Labor						
Subtotal	6	25,920				
VALUE OF HOURS @ \$6.72 per hour	Offsetting Costs of Incarceration		Reducing Tax Burden		Contributing to Community	
		\$174,182		\$0		\$0
TOTAL HOURS		25,920		TOTAL VALUE		\$174,182

WORK DETAIL (IN=Inmate; CS= Offender Sentenced to Community Service)

Category	By	Work	Customer
Community	IN	Staffing—Hospice Assistance	Lower Valley Hospice Sunnyside
	Government	Maintenance—Building	Sunnyside Police Dept.
	IN	Maintenance—Pistol Range	Sunnyside Police Dept.
	IN	Maintenance—Vehicle	Sunnyside Police Dept.
	IN	Services—Vehicle Washing/Detailing	Sunnyside Police Dept.
	IN	Services—Vehicle Washing/Detailing	Sunnyside Police Dept.
Jail	IN	Garden Produce	Sunnyside Jail
	IN	General Labor	Sunnyside Jail
	IN	Janitorial	Sunnyside Jail
	IN	Landscaping	Sunnyside Jail

Correctional Facility—primarily housing adults serving terms not exceeding one year for punishment, correction and rehabilitation following conviction of a criminal offense. Consecutive sentences may lead to more than one year incarceration.

2001 Offender Work Report

Thurston County Corrections

Average Daily Population: 462

If checked, data estimated.

LABOR HOURS	Work in Jails		Work for Government		Work for Not-for-Profit Organizations	
	Average Worker	Total Hours	Average Worker	Total Hours	Average Worker	Total Hours
Inmate Labor	50	146,000	11	32,120		376
Community Service Labor						
Subtotal	50	146,000	11	32,120		376
VALUE OF HOURS @ \$6.72 per hour	Offsetting Costs of Incarceration		Reducing Tax Burden		Contributing to Community	
	\$981,120		\$215,846		\$2,527	
TOTAL HOURS	178,496		TOTAL VALUE		\$1,199,493	

WORK DETAIL (IN=Inmate; CS= Offender Sentenced to Community Service)

Category	By	Work	Customer
Community	IN	General Labor	Horse Trail, Juvenile Services, Boys and Girls Club
	Government	IN	General Labor
	IN	Maintenance—Grounds	Parks and Rec. Dept., Yelm and Tenino School Districts
	IN	Maintenance—Litter Pickup	Thurston County
	IN	Natural Resources—Weed Control	Thurston County
	IN	Services—Vehicle Washing/Detailing	Thurston County Sheriff's Dept.
	IN	Staffing—Animal Care	Thurston County Animal Control
Jail	IN	Food Service	Jail
	IN	Janitorial	Jail
	IN	Laundry	Jail

Correctional Facility—primarily housing adults serving terms not exceeding one year for punishment, correction and rehabilitation following conviction of a criminal offense. Consecutive sentences may lead to more than one year incarceration.

2001 Offender Work Report

Toppenish Police Department

Average Daily Population: **6**

If checked, data estimated.

LABOR HOURS	Work in Jails		Work for Government		Work for Not-for-Profit Organizations	
	Average Worker	Total Hours	Average Worker	Total Hours	Average Worker	Total Hours
Inmate Labor	5	4,568	2	1,126	1	564
Community Service Labor						
Subtotal	5	4,568	2	1,126	1	564
VALUE OF HOURS @ \$6.72 per hour	Offsetting Costs of Incarceration		Reducing Tax Burden		Contributing to Community	
	\$30,697		\$7,567		\$3,790	
TOTAL HOURS	6,258		TOTAL VALUE		\$42,054	

WORK DETAIL (IN=Inmate; CS= Offender Sentenced to Community Service)

Category	By	Work	Customer
Community	IN	Building Refurbishment	Toppenish Safe Haven
	IN	General Labor	Railroad
	IN	Maintenance—Museum	Rail & Steam Museum
Government	IN	Maintenance—Building	Toppenish Police
	IN	Maintenance—Courthouse	Toppenish City Hall
	IN	Maintenance—Facilities	Toppenish Police
	IN	Maintenance—Litter Pickup	City of Toppenish
	IN	Maintenance—Parks	Toppenish City Parks
	IN	Maintenance—Pistol Range	Toppenish Police
	IN	Maintenance—Road	City of Toppenish
	IN	Maintenance—Vehicle	Toppenish Police
	IN	Services—Snow Removal	Toppenish Police
	IN	Services—Vehicle Washing/Detailing	Toppenish Police
	Jail	IN	Laundry

Holding Facility—primarily used for the temporary housing of adult persons charged with a criminal offense prior to trial or sentencing and for temporary housing during and after trial and/or sentencing, but in no instance exceeding thirty days.

2001 Offender Work Report

Wahkiakum County Jail

Average Daily Population: **9**

If checked, data estimated.

LABOR HOURS	Work in Jails		Work for Government		Work for Not-for-Profit Organizations	
	Average Worker	Total Hours	Average Worker	Total Hours	Average Worker	Total Hours
Inmate Labor	2	4,685	2	240		
Community Service Labor						
Subtotal	2	4,685	2	240		
VALUE OF HOURS						
@ \$6.72 per hour	Offsetting Costs of Incarceration		Reducing Tax Burden		Contributing to Community	
	\$31,483		\$1,613		\$0	
TOTAL HOURS		4,925	TOTAL VALUE		\$33,096	

WORK DETAIL (IN=Inmate; CS= Offender Sentenced to Community Service)

Category	By	Work	Customer	
Government	IN	General Labor	Wahkiakum County	
	IN	Landscaping	Wahkiakum County	
	IN	Maintenance—Grounds	Wahkiakum County Courthouse	
	IN	Maintenance—Litter Pickup	Dept. of Transportation, Cathlamet, Wahkiakum County	
	IN	Maintenance—Records/archives	Wahkiakum County Courthouse	
	IN	Maintenance/Setup—Fairgrounds	Wahkiakum County	
	IN	Recycling—General	Wahkiakum County Courthouse	
	IN	Services—Vehicle Washing/Detailing	Wahkiakum County	
	IN	Staffing—Holiday Setup	Wahkiakum County Sheriff's Office	
	IN	Truck Load/Unload	Wahkiakum County	
	Jail	IN	Food Service	Wahkiakum County Jail
		IN	Janitorial	Wahkiakum County Jail
		IN	Laundry	Wahkiakum County Jail

Correctional Facility—primarily housing adults serving terms not exceeding one year for punishment, correction and rehabilitation following conviction of a criminal offense. Consecutive sentences may lead to more than one year incarceration.

2001 Offender Work Report

Walla Walla County Jail

Average Daily Population: 87

If checked, data estimated.

LABOR HOURS	Work in Jails		Work for Government		Work for Not-for-Profit Organizations	
	Average Worker	Total Hours	Average Worker	Total Hours	Average Worker	Total Hours
Inmate Labor	6	2,108	6	5,057	6	1,730
Community Service Labor						
Subtotal	6	2,108	6	5,057	6	1,730
VALUE OF HOURS @ \$6.72 per hour	Offsetting Costs of Incarceration		Reducing Tax Burden		Contributing to Community	
		\$14,162		\$33,983		\$11,626
TOTAL HOURS	8,895		TOTAL VALUE		\$59,771	

Full time community service work crew began April 2, 2001. The inmate labor hours for those involved in the drug treatment program are reported under total hours above, but were tracked separately as follows: jail labor, 6 workers, 100 hours; government labor, 6 workers, 5057 hours; community labor, 6 workers 1,730 hours

WORK DETAIL (IN=Inmate; CS= Offender Sentenced to Community Service)

Category	By	Work	Customer	
Community	IN	Building Refurbishment	WSU, Prescott Lions Club	
	IN	Janitorial	Prescott Lions Club, WSU	
	IN	Maintenance—Building	Prescott Lions Club	
	IN	Maintenance—Litter Pickup	Prescott Lions Club	
	IN	Maintenance—Other	Lions Club	
	IN	Maintenance/Setup—Fairgrounds	Fairgrounds	
	IN	Natural Resources—Weed Control	Humane Center	
	IN	Natural Resources-Erosion/Flood Control	County	
	IN	Services—Firewood	Juvenile Center	
	IN	Staffing—Animal Care	Humane Center	
	Government	IN	Building Refurbishment	County Court House
		IN	Janitorial	Sheriff's Office, Fairgrounds, Courthouse
		IN	Maintenance—Building	County Yard
IN		Maintenance—Courthouse	Courthouse, Sheriff's Office	
IN		Maintenance—Facilities	Old Sheriff's Office, County Health Center, WSU	
IN		Maintenance—Grounds	County Yard, Courthouse, Juvenile Center	
IN		Maintenance—Litter Pickup	County Roads, Prescott and Waitsburg Clean Up Days	
IN	Maintenance—Other	WSU, District Court		

Correctional Facility—primarily housing adults serving terms not exceeding one year for punishment, correction and rehabilitation following conviction of a criminal offense. Consecutive sentences may lead to more than one year incarceration.

2001 Offender Work Report

Walla Walla County Jail

Average Daily Population: 87

If checked, data estimated.

WORK DETAIL (IN=Inmate; CS= Offender Sentenced to Community Service)

Category	By	Work	Customer
Government	IN	Maintenance/Setup—Fairgrounds	Fairgrounds
	IN	Recycling—Appliance	County Roads
	IN	Services—FireDept. Assistance	County
	IN	Services—Firewood	Ft. Walla Walla
	IN	Services—Vehicle Washing/Detailing	Sheriff's Office, Health Dept.
Jail	IN	Building Refurbishment	Old Sheriff's Office
	IN	Food Service	Jail, Sheriff's Office
	IN	General Labor	Jail
	IN	Janitorial	Jail
	IN	Landscaping	Jail
	IN	Maintenance—Building	Jail
	IN	Maintenance—Pistol Range	Jail
	IN	Maintenance—Vehicle	Jail
	IN	Services—Vehicle Washing/Detailing	Jail
	IN	Sewing—Other	Jail
	IN	Truck Load/Unload	Jail

Correctional Facility—primarily housing adults serving terms not exceeding one year for punishment, correction and rehabilitation following conviction of a criminal offense. Consecutive sentences may lead to more than one year incarceration.

2001 Offender Work Report

Wapato Police Department

Average Daily Population: 35

If checked, data estimated.

LABOR HOURS	Work in Jails		Work for Government		Work for Not-for-Profit Organizations	
	Average Worker	Total Hours	Average Worker	Total Hours	Average Worker	Total Hours
Inmate Labor	2	6,402	3	18,258	2	40
Community Service Labor						
Subtotal	2	6,402	3	18,258	2	40
VALUE OF HOURS @ \$6.72 per hour	Offsetting Costs of Incarceration		Reducing Tax Burden		Contributing to Community	
		\$43,021		\$122,694		\$269
TOTAL HOURS	24,700		TOTAL VALUE		\$165,984	

WORK DETAIL (IN=Inmate; CS= Offender Sentenced to Community Service)

Category	By	Work	Customer
Community	IN	Staffing—Food Bank	Food Bank
Government	IN	Maintenance—Parks	City
	IN	Maintenance—Road	City
	IN	Services—FireDept. Assistance	Fire Dept.
Jail	IN	Services—Snow Removal	City
	CS	Food Service	Jail
	IN	Janitorial	Jail
	IN	Laundry	Jail
	IN	Services—Snow Removal	Jail

Holding Facility—primarily used for the temporary housing of adult persons charged with a criminal offense prior to trial or sentencing and for temporary housing during and after trial and/or sentencing, but in no instance exceeding thirty days.

2001 Offender Work Report

Whatcom County Jail

Average Daily Population: 298

If checked, data estimated.

LABOR HOURS	Work in Jails		Work for Government		Work for Not-for-Profit Organizations	
	Average Worker	Total Hours	Average Worker	Total Hours	Average Worker	Total Hours
Inmate Labor	38	83,220	15	28,616		
Community Service Labor			17	32,888		
Subtotal	38	83,220	31	61,504		
VALUE OF HOURS						
@ \$6.72 per hour	Offsetting Costs of Incarceration		Reducing Tax Burden		Contributing to Community	
	\$559,238		\$413,307		\$0	
TOTAL HOURS	144,724		TOTAL VALUE		\$972,545	

WORK DETAIL (IN=Inmate; CS= Offender Sentenced to Community Service)

Category	By	Work	Customer
Government	IN	Building Refurbishment	Whatcom County Facilities
	IN	General Labor	Whatcom County
	IN	Landscaping	Whatcom County Facilities
	IN	Maintenance—Building	Whatcom County Facilities
	CS	Maintenance—Building	Whatcom County Parks
	IN	Maintenance—Facilities	Whatcom County Facilities
	IN	Maintenance—Grounds	Whatcom County Facilities
	CS	Maintenance—Litter Pickup	City of Bellingham Parks, Dept.of Transportation
	IN	Maintenance—Litter Pickup	Whatcom County Maintenance & Operations
	IN	Maintenance—Other	
	IN/C	Maintenance—Parks	Whatcom County Parks, City of Bellingham Parks
	IN	Maintenance—Pistol Range	Whatcom County Sheriff's Office
	IN	Maintenance—Records/archives	Whatcom County District Court
	CS	Maintenance—Trail	City of Bellingham Parks
	IN/C	Maintenance—Trail	Whatcom County Parks
	IN	Maintenance/Setup—Fairgrounds	Northwest Washington Fair
	IN	Natural Resources—Brush Removal	Nooksack Salmon Enhancement Assn.
	IN	Natural Resources—Conservation	Nooksack Salmon Enhancement Assn.
	IN	Natural Resources—Weed Control	Nooksack Salmon Enhancement Assn.
	IN	Natural Resources-Erosion/Flood Control	Nooksack Salmon Enhancement Assn.

Correctional Facility—primarily housing adults serving terms not exceeding one year for punishment, correction and rehabilitation following conviction of a criminal offense. Consecutive sentences may lead to more than one year incarceration.

2001 Offender Work Report

Whatcom County Jail

Average Daily Population: 298

If checked, data estimated.

WORK DETAIL (IN=Inmate; CS= Offender Sentenced to Community Service)

Category	By	Work	Customer
Government	IN	Services—Canal Cleaning	Nooksack Salmon Enhancement Assn.
	IN	Services—FireDept. Assistance	Whatcom County Fire
	IN	Services—Graffiti Removal	City of Bellingham
	IN	Services—Snow Removal	Whatcom County Facilities
	IN	Staffing—Event	Whatcom County Parks
Jail	IN	Truck Load/Unload	Washington State DOC Jail Industries, Whatcom County
	IN	Food Service	Jail
	IN	Janitorial	Jail
	IN	Laundry	Jail
	IN	Maintenance—Records/archives	Jail
	IN	Services—Vehicle Washing/Detailing	Jail
	IN	Sewing—Inmate Property Bags	Jail
	IN	Sewing—Inmate Uniform Repair	Whatcom County Jail, Skagit County Jail
	IN	Staffing—Commissary	Jail

Correctional Facility—primarily housing adults serving terms not exceeding one year for punishment, correction and rehabilitation following conviction of a criminal offense. Consecutive sentences may lead to more than one year incarceration.

2001 Offender Work Report

Whitman County Corrections

Average Daily Population: 38

If checked, data estimated.

LABOR HOURS	Work in Jails		Work for Government		Work for Not-for-Profit Organizations	
	Average Worker	Total Hours	Average Worker	Total Hours	Average Worker	Total Hours
Inmate Labor	6	11,904	5	14,556	2	2,016
Community Service Labor				480		
Subtotal	6	11,904	6	15,036	2	2,016
 VALUE OF HOURS @ \$6.72 per hour						
	Offsetting Costs of Incarceration		Reducing Tax Burden		Contributing to Community	
	\$79,995		\$101,042		\$13,548	
TOTAL HOURS	28,956		TOTAL VALUE		\$194,584	

WORK DETAIL (IN=Inmate; CS= Offender Sentenced to Community Service)

Category	By	Work	Customer
Community	IN	Building Refurbishment	Local Churches, Food Bank
	IN	Garden Produce	Senior Citizen-food program
	IN	General Labor	Historic Bldg.-Restoration
Government	IN	Staffing—Food Bank	County Food Bank - stocking
	IN	Building Refurbishment	Courthouse
	IN	Janitorial	Whitman County Buildings
	IN	Landscaping	Parks, Courthouse
	IN	Maintenance—Courthouse	Courthouse
	IN	Maintenance—Grounds	County
	IN/C	Maintenance—Litter Pickup	Whitman County, Washington State
	IN	Maintenance—Parks	County Parks
	IN	Maintenance—Records/archives	County offices
	IN	Maintenance—Vehicle	County
	IN	Maintenance/Setup—Fairgrounds	Fairgrounds
	IN	Maintenance/Setup—Playing Field	Ball Field
	IN	Services—FireDept. Assistance	Fire Dept.
	IN	Services—Snow Removal	County
	IN	Services—Vehicle Washing/Detailing	County
IN	Staffing—Holiday Setup	Fire Dept. - toy drive	
IN	Staffing—Library	County	

Correctional Facility—primarily housing adults serving terms not exceeding one year for punishment, correction and rehabilitation following conviction of a criminal offense. Consecutive sentences may lead to more than one year incarceration.

2001 Offender Work Report

Whitman County Corrections

Average Daily Population: 38

If checked, data estimated.

WORK DETAIL (IN=Inmate; CS= Offender Sentenced to Community Service)

Category	By	Work	Customer
Government	IN	Truck Load/Unload	County Offices as needed
Jail	IN	Janitorial	Jail
	IN	Laundry	Jail
	IN	Recycling—General	Jail
	IN	Services—Vehicle Washing/Detailing	Jail
	IN	Sewing—Inmate Uniform Repair	Jail
	IN	Sewing—Other	Jail

Correctional Facility—primarily housing adults serving terms not exceeding one year for punishment, correction and rehabilitation following conviction of a criminal offense. Consecutive sentences may lead to more than one year incarceration.

2001 Offender Work Report

Yakama Nation

Average Daily Population: 31

If checked, data estimated.

LABOR HOURS	Work in Jails		Work for Government		Work for Not-for-Profit Organizations	
	Average Worker	Total Hours	Average Worker	Total Hours	Average Worker	Total Hours
Inmate Labor	3	6,205	2	76		
Community Service Labor						
Subtotal	3	6,205	2	76		
VALUE OF HOURS						
@ \$6.72 per hour	Offsetting Costs of Incarceration		Reducing Tax Burden		Contributing to Community	
	\$41,698		\$511		\$0	
TOTAL HOURS		6,281	TOTAL VALUE		\$42,208	

WORK DETAIL (IN=Inmate; CS= Offender Sentenced to Community Service)

Category	By	Work	Customer
Government	IN	Janitorial	Tribal Gov't
	IN	Maintenance—Building	Tribal Gov't
	IN	Maintenance—Pistol Range	Tribal Gov't
	IN	Maintenance—Vehicle	Tribal Gov't
	IN	Services—Snow Removal	Tribal Gov't
	IN	Services—Vehicle Washing/Detailing	Tribal Gov't
Jail	IN	Food Service	Jail
	IN	Janitorial	Jail
	IN	Laundry	Jail
	IN	Services—Graffiti Removal	Jail
	IN	Services—Snow Removal	Jail
	IN	Sewing—Inmate Uniform Repair	Jail
	IN	Staffing—Library	Jail
	IN	Talking Books	Jail

Correctional Facility—primarily housing adults serving terms not exceeding one year for punishment, correction and rehabilitation following conviction of a criminal offense. Consecutive sentences may lead to more than one year incarceration.

2001 Offender Work Report

Yakima County Corrections

Average Daily Population: 816

If checked, data estimated.

LABOR HOURS	Work in Jails		Work for Government		Work for Not-for-Profit Organizations	
	Average Worker	Total Hours	Average Worker	Total Hours	Average Worker	Total Hours
Inmate Labor	122	148,609	20	36,740	11	19,098
Community Service Labor						
Subtotal	122	148,609	20	36,740	11	19,098
VALUE OF HOURS @ \$6.72 per hour	Offsetting Costs of Incarceration		Reducing Tax Burden		Contributing to Community	
	\$998,652		\$246,893		\$128,339	
TOTAL HOURS	204,447		TOTAL VALUE		\$1,373,884	

WORK DETAIL (IN=Inmate; CS= Offender Sentenced to Community Service)

Category	By	Work	Customer	
Community	IN	General Labor	7 Ranches	
	IN	Landscaping	Greenway, EPIC Head Start Program	
	IN	Maintenance/Setup—Fairgrounds	Central Washington Fairgrounds	
	IN	Natural Resources—Brush Removal	EPIC Head Start Program, Granger Irrigation District	
	IN	Natural Resources—Erosion/Flood Control	Granger Irrigation District	
	IN	Services—Canal Cleaning	Granger Irrigation District	
	IN	Services—FireDept. Assistance	West Valley Fire District	
	IN	Staffing—Food Bank	Union Gospel Mission, Salvation Army	
	IN	Staffing—Holiday Setup	Union Gospel Mission	
	IN	Warehousing	Union Gospel Mission	
	Government	IN	General Labor	City of Yakima, Yakima County
		IN	Janitorial	County Health Dept., Public Works
		IN	Landscaping	Yakima City, Facility Maintenance
IN		Maintenance—Building	City of Union Gap, County Public Works	
IN		Maintenance—Courthouse	Facility Maintenance (Public Works)	
IN		Maintenance—Facilities	City of Yakima, Yakima County, City of Union Gap	
IN		Maintenance—Golf Course	City of Yakima	
IN		Maintenance—Grounds	City of Yakima	
IN	Maintenance—Litter Pickup	City of Yakima, Yakima County, State of Washington		
IN	Maintenance—Other	City of Union Gap		

Correctional Facility—primarily housing adults serving terms not exceeding one year for punishment, correction and rehabilitation following conviction of a criminal offense. Consecutive sentences may lead to more than one year incarceration.

2001 Offender Work Report

Yakima County Corrections

Average Daily Population: 816

If checked, data estimated.

WORK DETAIL (IN=Inmate; CS= Offender Sentenced to Community Service)

Category	By	Work	Customer	
Government	IN	Maintenance—Parks	City of Yakima, Yakima County, City of Union Gap, State of Washington	
	IN	Maintenance—Pistol Range	WSP, DEA, INS, USM	
	IN	Maintenance—Records/archives	Yakima County	
	IN	Maintenance—Road	Yakima County	
	IN	Maintenance/Setup—Playing Field	City of Yakima	
	IN	Natural Resources-Brush Removal	Salmon Recovery	
	IN	Natural Resources—Weed Control	Salmon Recovery	
	IN	Recycling—Appliance	Yakima County, State of Washington	
	IN	Recycling—General	Yakima County, State of Washington	
	IN	Recycling—Pallets	Yakima County	
	IN	Services—Firewood	City of Yakima	
	CS	Services—Graffiti Removal	City of Yakima	
	IN	Services—Snow Removal	City of Yakima, Yakima County, City of Union Gap	
	IN	Services—Vehicle Washing/Detailing	City of Union Gap	
	Jail	IN	Truck Load/Unload	Yakima County
		IN	Building Refurbishment	YCDC, Yakima City
		IN	Food Service	Restitution Center (RC), Main Jail
IN		Garden Produce	Restitution Center (RC)	
IN		General Labor	RC, Main Jail	
IN		Janitorial	Restitution Center, Main Jail	
IN		Landscaping	Main Jail, RC	
IN		Laundry	Restitution Center, Main Jail	
IN		Maintenance—Building	RC, Main Jail	
IN		Maintenance—Other	RC	
IN		Maintenance—Outdoor	RC, Main Jail	
IN		Maintenance—Records/archives	RC, Main Jail	
IN		Services—Vehicle Washing/Detailing	RC, Main Jail	
IN		Sewing—Inmate Property Bags	RC, Main Jail	
IN		Sewing—Inmate Uniform Repair	RC, Main Jail	
IN		Sewing—Other	RC, Main Jail	
IN		Staffing—Commissary	Main Jail	
IN		Staffing—Holiday Setup	RC	
IN		Staffing—Lobby	Main Jail	
IN		Truck Load/Unload	RC, Main Jail	
IN		Tutoring (Peer)	RC	

Correctional Facility—primarily housing adults serving terms not exceeding one year for punishment, correction and rehabilitation following conviction of a criminal offense. Consecutive sentences may lead to more than one year incarceration.

2001 Offender Work Report

Yakima Police Department

Average Daily Population: 68

If checked, data estimated.

LABOR HOURS	Work in Jails		Work for Government		Work for Not-for-Profit Organizations	
	Average Worker	Total Hours	Average Worker	Total Hours	Average Worker	Total Hours
Inmate Labor	2	6,067	4	11,680	1	269
Community Service Labor						
Subtotal	2	6,067	4	11,680	1	269
VALUE OF HOURS @ \$6.72 per hour	Offsetting Costs of Incarceration		Reducing Tax Burden		Contributing to Community	
	\$40,770		\$78,490		\$1,808	
TOTAL HOURS	18,016		TOTAL VALUE		\$121,068	

WORK DETAIL (IN=Inmate; CS= Offender Sentenced to Community Service)

Category	By	Work	Customer	
Community Government	IN	Laundry	Yakima Police Patrolman's Assoc.	
	IN	Building Refurbishment	Police/Legal Center, Probation Bldg.	
	IN	General Labor	Police/Legal Center, Probation Bldg.	
	IN	Janitorial	Police/Legal Center, Probation Bldg.	
	IN	Maintenance—Building	Police/Legal Center, Probation Bldg.	
	IN	Maintenance—Courthouse	Police/Legal Center, Probation Bldg.	
	IN	Maintenance—Facilities	Police/Legal Center, Probation Bldg.	
	IN	Maintenance—Grounds	Police/Legal Center, Probation Bldg.	
	IN	Maintenance—Litter Pickup	Police/Legal Center, Probation Bldg.	
	IN	Maintenance—Other	YPD Secured Parking	
	IN	Maintenance—Outdoor	Police/Legal Center, Probation Bldg.	
	IN	Maintenance—Pistol Range	Yakima Police Dept. Firing Range	
	IN	Maintenance—Vehicle	Yakima Police Dept.	
	IN	Services—Snow Removal	Police/Legal Center, Probation Bldg.	
	IN	Services—Vehicle Washing/Detailing	Yakima Police Dept., City and County Narcotics	
	IN	Truck Load/Unload	Police/Legal Center, Probation Bldg.	
	IN	Warehousing	Yakima Police Annex	
	Jail	IN	Building Refurbishment	YCDF
		IN	Food Service	YCDF
		IN	General Labor	YCDF

Correctional Facility—primarily housing adults serving terms not exceeding one year for punishment, correction and rehabilitation following conviction of a criminal offense. Consecutive sentences may lead to more than one year incarceration.

2001 Offender Work Report

Yakima Police Department

Average Daily Population: 68

If checked, data estimated.

WORK DETAIL (IN=Inmate; CS= Offender Sentenced to Community Service)

Category	By	Work	Customer
	IN	Janitorial	YCDF
	IN	Laundry	YCDF
	IN	Maintenance—Building	YCDF
	IN	Maintenance—Courthouse	YCDF
	IN	Maintenance—Facilities	YCDF
	IN	Maintenance—Grounds	YCDF
	IN	Maintenance—Litter Pickup	YCDF
	IN	Maintenance—Outdoor	YCDF
	IN	Services—Snow Removal	YCDF
	IN	Truck Load/Unload	YCDF

Correctional Facility—primarily housing adults serving terms not exceeding one year for punishment, correction and rehabilitation following conviction of a criminal offense. Consecutive sentences may lead to more than one year incarceration.

Jail Industries Board

Page 77